

COMPUTER SCIENCE AND ENGINEERING
B. Tech Computer Science and Engineering

SEMESTER V

Sl. No	Course Code	Course	L-T-P	Category	Page No
1	CST 301	FORMAL LANGUAGES AND AUTOMATA THEORY	3-1-0	PCC	4
2	CST 303	COMPUTER NETWORKS	3-1-0	PCC	16
3	CST 305	SYSTEM SOFTWARE	3-1-0	PCC	28
4	CST 307	MICROPROCESSORS AND MICROCONTROLLERS	3-1-0	PCC	39
5	CST 309	MANAGEMENT OF SOFTWARE SYSTEMS	3-0-0	PCC	49
7	CSL 331	SYSTEM SOFTWARE AND MICROPROCESSORS LAB	0-0-4	PCC	61
8	CSL 333	DATABASE MANAGEMENT SYSTEMS LAB	0-0-4	PCC	66
9	CST 381	CONCEPTS IN SOFTWARE ENGINEERING	3-1-0	Minor	74
10	CST 383	CONCEPTS IN MACHINE LEARNING	3-1-0	Minor	85
11	CST 385	CLIENT SERVER SYSTEMS	3-1-0	Minor	99
12	CST 393	CRYPTOGRAPHIC ALGORITHMS	3-1-0	Honours	110
13	CST 395	NEURAL NETWORKS AND DEEP LEARNING	3-1-0	Honours	122
14	CST 397	PRINCIPLES OF MODEL CHECKING	3-1-0	Honours	135

Sl. No	Course Code	Course	L-T-P	Category	Page No
1	CST 302	COMPILER DESIGN	3-1-0	PCC	147
2	CST 304	COMPUTER GRAPHICS AND IMAGE PROCESSING	3-1-0	PCC	158
3	CST 306	ALGORITHM ANALYSIS AND DESIGN	3-1-0	PCC	170
4	CST 308	COMPREHENSIVE COURSE WORK	1-0-0	PCC	184
5	CSL 332	NETWORKING LAB	0-0-3	PCC	197
6	CSD 334	MINI PROJECT	0-0-3	PCC	203
7	CST 312	FOUNDATIONS OF MACHINE LEARNING	2-1-0	PEC	209
8	CST 322	DATA ANALYTICS	2-1-0	PEC	225
9	CST 332	FOUNDATIONS OF SECURITY IN COMPUTING	2-1-0	PEC	238
10	CST 342	AUTOMATED VERIFICATION	2-1-0	PEC	248
11	CSL 362	PROGRAMMING IN PYTHON	2-1-0	PEC	258
12	CST 372	DATA AND COMPUTER COMMUNICATION	2-1-0	PEC	270
13	CST 382	INTRODUCTION TO SOFTWARE TESTING	3-1-0	Minor	184
14	CST 384	CONCEPTS IN DEEP LEARNING	3-1-0	Minor	295
15	CST 386	WIRELESS NETWORKS AND IOT APPLICATIONS	3-1-0	Minor	309
16	CST 394	NETWORK SECURITY	3-1-0	Honours	321
17	CST 396	ADVANCED TOPICS IN MACHINE LEARNING	3-1-0	Honours	333
18	CST 398	THEORY OF COMPUTABILITY AND COMPLEXITY	3-1-0	Honours	349

APJ ABDUL KALAM
TECHNOLOGICAL
UNIVERSITY

SEMESTER V

KTU



CST 301	FORMAL LANGUAGES AND AUTOMATA THEORY	Category	L	T	P	Credit	Year of Introduction
		PCC	3	1	0	4	2019

Preamble: This is a core course in theoretical computer science. It covers automata and grammar representations for languages in Chomsky Hierarchy. For regular languages, it also covers representations using regular expression and Myhill-Nerode Relation. The topics covered in this course have applications in various domains including compiler design, decidability and complexity theory, software testing, formal modelling and verification of hardware and software.

Prerequisite: Basic knowledge about the following topic is assumed: sets, relations - equivalence relations, functions, proof by Principle of Mathematical Induction.

Course Outcomes: After the completion of the course the student will be able to

CO1	Classify a given formal language into Regular, Context-Free, Context Sensitive, Recursive or Recursively Enumerable. [Cognitive knowledge level: Understand]
CO2	Explain a formal representation of a given regular language as a finite state automaton, regular grammar, regular expression and Myhill-Nerode relation. [Cognitive knowledge level: Understand]
CO3	Design a Pushdown Automaton and a Context-Free Grammar for a given context-free language. [Cognitive knowledge level : Apply]
CO4	Design Turing machines as language acceptors or transducers. [Cognitive knowledge level: Apply]
CO5	Explain the notion of decidability. [Cognitive knowledge level: Understand]

Mapping of course outcomes with program outcomes

	PO1	PO2	PO3	PO4	PO5	PO6	PO7	PO8	PO9	PO10	PO11	PO12
CO1												

CO2												
CO3												
CO4												
CO5												

Abstract POs defined by National Board of Accreditation			
PO#	Broad PO	PO#	Broad PO
PO1	Engineering Knowledge	PO7	Environment and Sustainability
PO2	Problem Analysis	PO8	Ethics
PO3	Design/Development of solutions	PO9	Individual and team work
PO4	Conduct investigations of complex problems	PO10	Communication
PO5	Modern tool usage	PO11	Project Management and Finance
PO6	The Engineer and Society	PO12	Life long learning

Assessment Pattern

Bloom's Category	Continuous Assessment Tests		End Semester Examination Marks
	Test 1 (Marks)	Test 2 (Marks)	
Remember	30	30	30
Understand	30	30	30
Apply	40	40	40
Analyze			
Evaluate			
Create			

Mark Distribution

Total Marks	CIE Marks	ESE Marks	ESE Duration
150	50	100	3 hours

Continuous Internal Evaluation Pattern:Attendance : **10 marks**Continuous Assessment - Test : **25 marks**Continuous Assessment - Assignment : **15 marks****Internal Examination Pattern:**

Each of the two internal examinations has to be conducted out of 50 marks. The first series test shall be preferably conducted after completing the first half of the syllabus and the second series test shall be preferably conducted after completing the remaining part of the syllabus. There will be two parts: Part A and Part B. Part A contains 5 questions (preferably, 2 questions each from the completed modules and 1 question from the partly completed module), having 3 marks for each question adding up to 15 marks for part A. Students should answer all questions from Part A. Part B contains 7 questions (preferably, 3 questions each from the completed modules and 1 question from the partly completed module), each with 7 marks. Out of the 7 questions, a student should answer any 5.

End Semester Examination Pattern:

There will be two parts; Part A and Part B. Part A contains 10 questions with 2 questions from each module, having 3 marks for each question. Students should answer all questions. Part B contains 2 questions from each module of which a student should answer any one. Each question can have maximum 2 sub-divisions and carries 14 marks.

Syllabus**CST 301 Formal Languages and Automata Theory****Module - 1 (Introduction to Formal Language Theory and Regular Languages)**

Introduction to formal language theory– Alphabets, Strings, Concatenation of strings, Languages.

Regular Languages - Deterministic Finite State Automata (DFA) (Proof of correctness of construction not required), Nondeterministic Finite State Automata (NFA), Equivalence of DFA and NFA, Regular Grammar (RG), Equivalence of RGs and DFA.

Module - 2 (More on Regular Languages)

Regular Expression (RE), Equivalence of REs and DFA, Homomorphisms, Necessary conditions for regular languages, Closure Properties of Regular Languages, DFA state minimization (No proof required).

Module - 3 (Myhill-Nerode Relations and Context Free Grammars)

Myhill-Nerode Relations (MNR)- MNR for regular languages, Myhill-Nerode Theorem (MNT) (No proof required), Applications of MNT.

Context Free Grammar (CFG)- CFG representation of Context Free Languages (proof of correctness is required), derivation trees and ambiguity, Normal forms for CFGs.

Module - 4 (More on Context-Free Languages)

Nondeterministic Pushdown Automata (PDA), Deterministic Pushdown Automata (DPDA), Equivalence of PDAs and CFGs (Proof not required), Pumping Lemma for Context-Free Languages (Proof not required), Closure Properties of Context Free Languages.

Module - 5 (Context Sensitive Languages, Turing Machines)

Context Sensitive Languages - Context Sensitive Grammar (CSG), Linear Bounded Automata.

Turing Machines - Standard Turing Machine, Robustness of Turing Machine, Universal Turing Machine, Halting Problem, Recursive and Recursively Enumerable Languages.

Chomsky classification of formal languages.

Text Book

1. Dexter C. Kozen, Automata and Computability, Springer (1999)

Reference Materials

1. John E Hopcroft, Rajeev Motwani and Jeffrey D Ullman, Introduction to Automata Theory, Languages, and Computation, 3/e, Pearson Education, 2007
2. Michael Sipser, Introduction To Theory of Computation, Cengage Publishers, 2013.

Sample Course Level Assessment Questions

Course Outcome 1 (CO1): Identify the class of the following languages in Chomsky Hierarchy:

- $L_1 = \{a^p \mid p \text{ is a prime number}\}$
- $L_2 =$

$\{x \in \{0,1\}^* \mid x \text{ is the binary representation of a decimal number which is a multiple of } 5\}$

- $L_3 = \{a^n b^n c^n \mid n \geq 0\}$
- $L_4 = \{a^m b^n c^{m+n} \mid m > 0, n \geq 0\}$
- $L_5 = \{M \# x \mid M \text{ halts on } x\}$. Here, M is a binary encoding of a Turing Machine and x is a binary input to the Turing Machine.

Course Outcome 2 (CO2):

- Design a DFA for the language $L = \{axb \mid x \in \{a, b\}^*\}$
- Write a Regular Expression for the language: $L = \{x \in \{a, b\}^* \mid \text{third last symbol in } x \text{ is } b\}$
- Write a Regular Grammar for the language: $L = \{x \in \{0,1\}^* \mid \text{there are no consecutive zeros in } x\}$
- Show the equivalence classes of the canonical Myhill-Nerode relation induced by the language: $L = \{x \in \{a, b\}^* \mid x \text{ contains even number of } a\text{'s and odd number of } b\text{'s}\}$.

Course Outcome 3 (CO3):

- Design a PDA for the language $L = \{ww^R \mid w \in \{a, b\}^*\}$. Here, the notation w^R represents the reverse of the string w .
- Write a Context-Free Grammar for the language $L = \{a^n b^{2n} \mid n \geq 0\}$.

Course Outcome 4 (CO4):

- Design a Turing Machine for the language $L = \{a^n b^n c^n \mid n \geq 0\}$
- Design a Turing Machine to compute the square of a natural number. Assume that the input is provided in unary representation.

Course Outcome 5 (CO5): Argue that it is undecidable to check whether a Turing Machine M enters a given state during the computation of a given input x .

Model Question paper

QP CODE:

PAGES:3

Reg No: _____

Name : _____

APJ ABDUL KALAM TECHNOLOGICAL UNIVERSITY

FIFTH SEMESTER B.TECH DEGREE EXAMINATION, MONTH & YEAR

Course Code: CST301

Course Name: Formal Languages and Automata Theory

Max.Marks:100

Duration: 3 Hours

PART A

Answer all Questions. Each question carries 3 Marks

1. Design a DFA for the language $L = \{x \in \{a,b\}^* \mid aba \text{ is not a substring in } x\}$.
2. Write a Regular Grammar for the language: $L = \{axb \mid x \in \{a,b\}^*\}$
3. Write a Regular Expression for the language:
 $L = \{x \in \{0,1\}^* \mid \text{there are no consecutive 1's in } x\}$
4. Prove that the language $L_1 = \{a^{n!} \mid n \in N\}$ is not regular.
5. List out the applications of Myhill-Nerode Theorem.
6. Write a Context-Free Grammar for the language: $L = \{x \in \{a,b\}^* \mid \#_a(x) = \#_b(x)\}$. Here, the notation $\#_1(w)$ represents the number of occurrences of the symbol 1 in the string w .
7. Design a PDA for the language of odd length binary palindromes (no explanation is required, just list the transitions in the PDA).
8. Prove that Context Free Languages are closed under set union.
9. Write a Context Sensitive Grammar for the language $L = \{a^n b^n c^n \mid n \geq 0\}$ (no explanation is required, just write the set of productions in the grammar).

10. Differentiate between Recursive and Recursively Enumerable Languages.

(10x3=30)

Part B

(Answer any one question from each module. Each question carries 14 Marks)

11. (a) Draw the state-transition diagram showing an NFA N for the following language L . Obtain the DFAD equivalent to N by applying the subset construction algorithm. (7)

$$L = \{x \in \{a, b\}^* \mid \text{the second last symbol in } x \text{ is } b\}$$

- (b) Draw the state-transition diagram showing a DFA for recognizing the following language: (7)

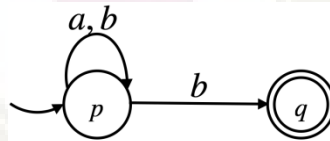
$$L = \{x \in \{0,1\}^* \mid x \text{ is a binary representation of a natural number which is a multiple of } 5\}$$

OR

12. (a) Write a Regular grammar G for the following language L defined as: $L = \{x \in \{a, b\}^* \mid x \text{ does not contain consecutive } b\text{'s}\}$. (7)

- (b) Obtain the DFA A_G over the alphabet set $\Sigma = \{a, b\}$, equivalent to the regular grammar G with start symbol S and productions: $S \rightarrow aA$ and $A \rightarrow aA \mid bA \mid b$. (7)

13. (a) Using Kleen's construction, obtain the regular expression for the language represented by the following NFA

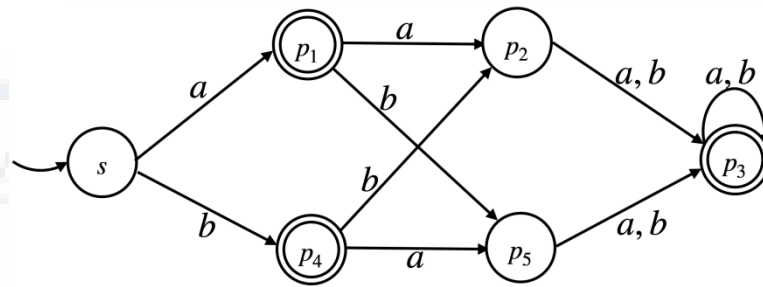


(8)

- (b) Using pumping lemma for regular languages, prove that the language $L = \{a^n b^n \mid n \geq 0\}$ is not regular. (7)

OR

14. (a)



Obtain the minimum-state DFA from the following DFA. (8)

(b) Using ultimate periodicity for regular languages, prove that the language $L = \{a^{n^2} | n \geq 0\}$ is not regular. (6)

15. (a) Show the equivalence classes of the canonical Myhill-Nerode relation for the language of binary strings with odd number of 1's and even number of 0s. (7)

(b) With an example, explain ambiguity in Context Free Grammar (7)

OR

16. (a) Convert the Context-Free Grammar with productions: $\{S \rightarrow aSb | \epsilon\}$ into Greibach Normal form. (8)

(b) Convert the Context-Free Grammar with productions: $\{S \rightarrow aSa | bSb | SS | \epsilon\}$ into Chomsky Normal form. (6)

17. (a) Design a PDA for the language $L = \{a^m b^n c^{m+n} | n \geq 0, m \geq 0\}$. Also illustrate the computation of the PDA on a string in the language (7)

(b) With an example illustrate how a multi-state PDA can be transformed into an equivalent single-state PDA. (7)

OR

18. (a) Using pumping lemma for context-free languages, prove that the language: $L = \{ww|w \in \{a, b\}^*\}$ is not a context-free language. (6)

(b) With an example illustrate how a CFG can be converted to a single-state PDA (8)

19. (a) Design a Turing machine to obtain the sum of two natural numbers a and b , both represented in unary on the alphabet set $\{1\}$. Assume that initially the tape contains $\vdash 1^a 0 1^b \omega$. The Turing Machine should halt with $\vdash 1^{a+b} \omega$ as the tape content. Also, illustrate the computation of your Turing Machine on the input $a = 3$ and $b = 2$. (7)

(b) With an example illustrate how a CFG can be converted to a single-state PDA. (7)

OR

20. (a) Design a Turing machine to obtain the sum of two natural numbers a and b , both represented in unary on the alphabet set $\{1\}$. Assume that initially the tape contains $\vdash 1^a 0 1^b \omega$. The Turing Machine should halt with $\vdash 1^{a+b} \omega$ as the tape content. Also, illustrate the computation of your Turing Machine on the input $a = 3$ and $b = 2$. (7)

(b) Write a context sensitive grammar for the language $L = \{a^n b^n c^n | n \geq 0\}$. Also illustrate how the the string $a^2 b^2 c^2$ can be derived from the start symbol of the proposed grammar. (7)

Teaching Plan

Sl. No	Topic	No. of Hours (45 hrs)
Module - 1 (Introduction to Formal Language Theory and Regular Languages)		9 Hours
1.1	Introduction to formal language theory – Alphabets, strings, concatenation of strings, Languages	1 Hour
1.2	Deterministic Finite State Automata (DFA) – Example DFA (Proof of correctness of construction not required)	1 Hour
1.3	Formal definition of DFA, Language accepted by the class of DFA	1 Hour
1.4	Nondeterministic Finite State Automata (NFA) – Example NFA	1 Hour
1.5	Formal definition of NFA, NFA with λ transitions - examples, formal definition	1 Hour
1.6	Equivalence of DFA and NFA with and without λ transitions - Subset construction	1 Hour
1.7	Regular Grammar (RG) – Example RGs, derivation of sentences	1 Hour
1.8	Formal definition of RG, Language represented by a RG	1 Hour
1.9	Equivalence of RG and DFA	1 Hour
Module - 2 (More on Regular Languages)		9 Hours
2.1	Regular Expression (RE) - Example REs and formal definition	1 Hour
2.2	Conversion of RE to NFA with λ transition	1 Hour
2.3	Conversion of NFA with λ transition to RE (Kleen's construction)	1 Hour
2.4	Homomorphisms	1 Hour
2.5	Pumping Lemma for regular languages	1 Hour
2.6	Ultimate periodicity	1 Hour
2.7	Closure Properties of Regular Languages (proof not required)	1 Hour

2.8	DFA state minimization - Quotient construction	1 Hour
2.9	State Minimization Algorithm - Example	1 Hour
Module - 3 (Myhill-Nerode Relations and Context Free Grammars)		10 Hours
3.1	Myhill-Nerode Relations (MNR) - Example, Properties of MyhillNerode Relation	1 Hour
3.2	Conversion of DFA to MNR (Proof of correctness not required)	1 Hour
3.3	Conversion of MNR to DFA(Proof of correctness not required)	1 Hour
3.4	Myhill-Nerode Theorem (MNT)	1 Hour
3.5	Applications of MNT	1 Hour
3.6	Context Free Grammar (CFG) - Example CFGs and formal definition	1 Hour
3.7	Proving correctness of CFGs	1 Hour
3.8	Derivation Trees and ambiguity	1 Hour
3.9	Chomsky Normal Form	1 Hour
3.10	Greibach Normal Form	1 Hour
Module - 4 (More on Context-Free Languages)		8 Hours
4.1	Nondeterministic Pushdown Automata (PDA) – Example PDAs, formal definition	1 Hour
4.2	Acceptance criteria - equivalence	1 Hour
4.3	Deterministic PDA	1 Hour
4.4	Conversion of CFG to PDA (No proof required)	1 Hour
4.5	Conversion of PDA to CGF - Part I (No proof required)	1 Hour
4.6	Conversion of PDA to CGF - Part II (No proof required)	1 Hour
4.7	Pumping Lemma for context-free languages (No proof required)	1 Hour
4.8	Closure Properties of Context Free Languages	1 Hour

Module - 5 (Context Sensitive Languages, Turing Machines)		9 Hours
5.1	Context Sensitive Grammar (CSG) - Examples, formal definition	1 Hour
5.2	Linear Bounded Automata (LBA) - Example LBA, formal definition	1 Hour
5.3	Turing Machine (TM) - TM as language acceptors - examples, formal definition	1 Hour
5.4	TM as transducers - examples	1 Hour
5.5	Robustness of the standard TM model - Multi-tape TMs, Nondeterministic TM	1 Hour
5.6	Universal Turing Machine	1 Hour
5.7	Halting Problem of TM - proof of its undecidability	1 Hour
5.8	Recursive and Recursively Enumerable Languages	1 Hour
5.9	Chomsky classification of formal languages	1 Hour

CST 303	COMPUTER NETWORKS	Category	L	T	P	Credit	Year of Introduction
		PCC	3	1	0	4	2019

Preamble: Study of this course provides the learners a clear understanding of how computer networks from local area networks to the massive and global Internet are built, how they allow computers to share information and communicate with one another. This course covers the physical aspects of computer networks, layers of OSI Reference model, and inter-networking. The course helps the learners to compare and analyze the existing network technologies and choose a suitable network design for a given system.

Prerequisite: Nil

Course Outcomes: After the completion of the course, the student will be able to

CO#	Course Outcomes
CO1	Explain the features of computer networks, protocols, and network design models (Cognitive Knowledge: Understand)
CO2	Describe the fundamental characteristics of the physical layer and identify the usage in network communication (Cognitive Knowledge: Apply)
CO3	Explain the design issues of data link layer, link layer protocols, bridges and switches (Cognitive Knowledge: Understand)
CO4	Illustrate wired LAN protocols (IEEE 802.3) and wireless LAN protocols (IEEE 802.11) (Cognitive Knowledge: Understand)
CO5	Select appropriate routing algorithms, congestion control techniques, and Quality of Service requirements for a network (Cognitive Knowledge: Apply)
CO6	Illustrate the functions and protocols of the network layer, transport layer, and application layer in inter-networking (Cognitive Knowledge: Understand)

Mapping of course outcomes with program outcomes

	PO1	PO2	PO3	PO4	PO5	PO6	PO7	PO8	PO9	PO10	PO11	PO12
CO1	✓	✓										✓
CO2	✓	✓	✓									✓
CO3	✓	✓	✓									✓
CO4	✓	✓	✓									✓
CO5	✓	✓	✓	✓								✓
CO6	✓	✓	✓			✓						✓

Abstract POs defined by National Board of Accreditation			
PO#	Broad PO	PO#	Broad PO
PO1	Engineering Knowledge	PO7	Environment and Sustainability
PO2	Problem Analysis	PO8	Ethics
PO3	Design/Development of solutions	PO9	Individual and teamwork
PO4	Conduct investigations of complex problems	PO10	Communication
PO5	Modern tool usage	PO11	Project Management and Finance
PO6	The Engineer and Society	PO12	Lifelong learning

Assessment Pattern

Bloom's Category	Test 1 (Marks in percentage)	Test 2 (Marks in percentage)	End Semester Examination (Marks in percentage)
Remember	40	30	30

Understand	50	50	50
Apply	10	20	20
Analyze			
Evaluate			
Create			

Mark Distribution

Total Marks	CIE Marks	ESE Marks	ESE Duration
150	50	100	3

Continuous Internal Evaluation Pattern:

Attendance : **10 marks**
 Continuous Assessment Test : **25 marks**
 Continuous Assessment Assignment : **15 marks**

Internal Examination Pattern:

Each of the two internal examinations has to be conducted out of 50 marks. The first series test shall be preferably conducted after completing the first half of the syllabus. The second series test shall be preferably conducted after completing the remaining part of the syllabus. There will be two parts: Part A and Part B. Part A contains 5 questions (preferably, 2 questions each from the completed modules and 1 question from the partly completed module), having 3 marks for each question adding up to 15 marks for part A. Students should answer all questions from Part A. Part B contains 7 questions (preferably, 3 questions each from the completed modules and 1 question from the partly completed module), each with 7 marks. Out of the 7 questions, a student should answer any 5.

End Semester Examination Pattern:

There will be two parts; Part A and Part B. Part A contains 10 questions with 2 questions from each module, having 3 marks for each question. Students should answer all questions. Part B contains 2 questions from each module of which a student should answer anyone. Each question can have maximum 2 sub-divisions and carries 14 marks.

Syllabus

Module - 1 (Introduction and Physical Layer)

Introduction – Uses of computer networks, Network hardware, Network software. Reference models – The OSI reference model, The TCP/IP reference model, Comparison of OSI and TCP/IP reference models.

Physical Layer – Modes of communication, Physical topologies, Signal encoding, Repeaters and hub, Transmission media overview. Performance indicators – Bandwidth, Throughput, Latency, Queuing time, Bandwidth–Delay product.

Module - 2 (Data Link Layer)

Data link layer - Data link layer design issues, Error detection and correction, Sliding window protocols, High-Level Data Link Control(HDLC)protocol. Medium Access Control (MAC) sublayer –Channel allocation problem, Multiple access protocols, Ethernet, Wireless LANs - 802.11, Bridges & switches - Bridges from 802.x to 802.y, Repeaters, Hubs, Bridges, Switches, Routers and Gateways.

Module - 3 (Network Layer)

Network layer design issues. Routing algorithms - The Optimality Principle, Shortest path routing, Flooding, Distance Vector Routing, Link State Routing, Multicast routing, Routing for mobile hosts. Congestion control algorithms. Quality of Service (QoS) - requirements, Techniques for achieving good QoS.

Module - 4 (Network Layer in the Internet)

IP protocol, IP addresses, Internet Control Message Protocol (ICMP), Address Resolution Protocol (ARP), Reverse Address Resolution Protocol (RARP), Bootstrap Protocol (BOOTP), Dynamic Host Configuration Protocol (DHCP). Open Shortest Path First(OSPF) Protocol, Border Gateway Protocol (BGP), Internet multicasting, IPv6, ICMPv6.

Module – 5 (Transport Layer and Application Layer)

Transport service – Services provided to the upper layers, Transport service primitives. User Datagram Protocol (UDP). Transmission Control Protocol (TCP) – Overview of TCP, TCP segment header, Connection establishment &release, Connection management modeling, TCP retransmission policy, TCP congestion control.

Application Layer –File Transfer Protocol (FTP), Domain Name System (DNS), Electronic mail, Multipurpose Internet Mail Extension (MIME), Simple Network Management Protocol

(SNMP), World Wide Web(WWW) – Architectural overview.

Text Books

1. Andrew S. Tanenbaum, Computer Networks, 4/e, PHI (Prentice Hall India).
2. Behrouz A Forouzan, Data Communication and Networking, 4/e, Tata McGraw Hill

Reference Books

1. Larry L Peterson and Bruce S Dave, Computer Networks – A Systems Approach, 5/e, Morgan Kaufmann.
2. Fred Halsall, Computer Networking and the Internet, 5/e.
3. James F. Kurose, Keith W. Ross, Computer Networking: A Top-Down Approach, 6/e.
4. Keshav, An Engineering Approach to Computer Networks, Addison Wesley, 1998.
5. W. Richard Stevens. TCP/IP Illustrated Volume 1, Addison-Wesley, 2005.
6. William Stallings, Computer Networking with Internet Protocols, Prentice-Hall, 2004.
7. Request for Comments (RFC) Pages - IETF -<https://www.ietf.org/rfc.html>

Course Level Assessment Questions

Course Outcome1 (CO1)

1. Compare TCP/IP and OSI reference model.
2. The purpose of physical layer is to transport a raw bit stream from one machine to another. Justify.

Course Outcome2 (CO2)

1. Write the physical and transmission characteristics of Optical Fibre Cable guided transmission media.
2. The distance between the sender and receiver systems is about 200 KM. The speed of transmission is 2GB/s. Find out the propagation time?

Course Outcome3 (CO3)

1. Ethernet frames must be at least 64 bytes long to ensure that the transmitter is still going in the event of a collision at the far end of the cable. Fast Ethernet has the same 64-byte minimum frame size but can get the bits out ten times faster. How is it possible to maintain the same minimum frame size?
2. What do you mean by bit stuffing?

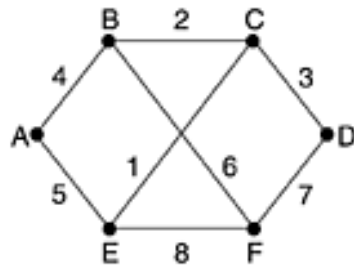
Course Outcome4 (CO4)

1. Draw and explain the frame format for Ethernet.
2. Give the differences between CSMA/CD and CSMA/CA protocol.

Course Outcome5 (CO5)

1. Consider the given subnet in which distance vector routing is used, and the vectors just come in to router C as follows: from B: (5, 0, 8, 12, 6, 2); from D: (16, 12, 6, 0, 9, 10);

and from E: (7, 6, 3, 9, 0, 4). The measured delays from C to B, D, and E, are 6, 3, and 5, respectively. What is C's new routing table? Give both the outgoing line to use and the expected delay.



2. Illustrate the leaky bucket congestion control technique.

Course Outcome 6 (CO6)

1. How do you subnet the Class C IP Address 206.16.2.0 so as to have 30 subnets. What is the subnet mask for the maximum number of hosts? How many hosts can each subnet have?
2. Give the architecture of World Wide Web.

Model Question Paper

QP CODE:

PAGES:

Reg No: _____

Name: _____

APJ ABDUL KALAM TECHNOLOGICAL UNIVERSITY

FIFTH SEMESTER B.TECH DEGREE EXAMINATION, MONTH & YEAR

Course Code: CST 303

Course Name : Computer Networks

Max Marks: 100

Duration: 3 Hours

PART-A

(Answer All Questions. Each question carries 3 marks)

1. What does "negotiation" mean when discussing network protocols in a layered architecture? Give an example.

2. Define simplex, half-duplex, and full-duplex transmission modes. Give one example for each.
3. Data link protocols almost always put the CRC in a trailer rather than in a header. Why?
4. An 8-bit byte with binary value 10101111 is to be encoded using an even-parity Hamming code. What is the binary value after encoding?
5. Illustrate the Count to Infinity problem in routing.
6. Describe two major differences between the warning bit method and the Random Early Detection (RED) method.
7. The Protocol field used in the IPv4 header is not present in the fixed IPv6 header. Why?
8. How many octets does the smallest possible IPv6 (IP version 6) datagram contain?
9. Can Transmission Control Protocol(TCP) be used directly over a network (e. g. an Ethernet) without using IP? Justify your answer.
10. When Web pages are sent out, they are prefixed by MIME headers. Why?

(10x3=30)

Part B

(Answer any one question from each module. Each question carries 14 Marks)

11. (a) With a neat diagram, explain Open Systems Interconnection (OSI) Reference Model. (8)
- (b) Compare Twisted Pair, Coaxial Cable and Optical Fibre guided transmission media. (6)

OR

12. (a) Consider two networks providing reliable connection-oriented service. One of them offers a reliable byte stream and the other offers a reliable message stream. Are they identical? Justify your answer. (8)
- (b) Sketch the waveform in Manchester and Differential Manchester Encoding for the bitstream 11000110010. (6)

13. (a) A bit stream 10011101 is transmitted using the standard CRC method. The generator polynomial is $x^3 + 1$. Show the actual bit string transmitted. Suppose the third bit from the left is inverted during transmission. Show that this error is detected at the receiver's end. (8)
- (b) Explain the working of High-Level Data Link Control (HDLC) protocol. (6)
- OR**
14. (a) Explain the working of IEEE 802.11 MAC sublayer. (10)
- (b) Distinguish between Bridges and Switches. (4)
15. (a) Illustrate Distance Vector Routing algorithm with an example. (8)
- (b) Explain the characteristics of Routing Information Protocol (RIP). (6)
- OR**
16. (a) A computer on a 6-Mbps network is regulated by a token bucket. The token bucket is filled at a rate of 1 Mbps. It is initially filled to capacity with 8 megabits. How long can the computer transmit at the full 6 Mbps? (8)
- (b) Explain how routing is performed for mobile hosts. (6)
17. (a) Explain the address resolution problem using Address Resolution Protocol (ARP) and Reverse Address Resolution Protocol (RARP) with an example network. (10)
- (b) A network on the Internet has a subnet mask of 255.255.240.0. What is the maximum number of hosts it can handle? (4)
- OR**
18. (a) How do you subnet the Class C IP address 195.1.1.0 so as to have 10 subnets with a maximum of 12 hosts in each subnet. (6)
- (b) Draw IPv6 Datagram format and explain its features. (8)
19. (a) Distinguish the header formats of Transmission Control protocol (TCP) and User Datagram Protocol (UDP). (8)
- (b) Explain the principal Domain Name System (DNS) resource record types for (6)

IPv4.

OR

20. (a) What is the role of Simple Mail Transfer Protocol (SMTP) in E- mail? (6)
- (b) With the help of a basic model, explain the working of World Wide Web (WWW). (8)

Teaching Plan


No	Contents	No of Lecture Hrs
Module – 1 (Introduction and Physical Layer) (10 hrs)		
1.1	Introduction, Uses of computer networks.	1 hour
1.2	Network Hardware, Local Area Networks (LAN), Metropolitan Area Networks (MAN), Wide Area Networks (WAN), Wireless networks, Home networks, Internetworks.	1 hour
1.3	Network Software, Protocol hierarchies, Design issues for the layers.	1 hour
1.4	Connection-oriented and Connectionless services, Service primitives, Relationship of services to protocols.	1 hour
1.5	Reference models, The OSI reference model.	1 hour
1.6	The TCP/IP reference model, Comparison of OSI and TCP/IP reference models.	1 hour
1.7	Physical layer, Modes of communication, Simplex, Half-duplex, and Full-duplex, Physical topologies, Mesh, Star, Bus, Ring, Hybrid.	1 hour
1.8	Signal encoding, Manchester, Differential Manchester.	1 hour
1.9	Transmission media overview, Guided media (twisted pair, coaxial and fiber optic media), Unguided/wireless media (radio, microwave, and infrared).	1 hour
1.10	Performance indicators, Bandwidth (in Hertz and in Bits per Seconds),	1 hour

	Throughput, Latency (Delay), Queuing time, Bandwidth-Delay product.	
Module 2 – (Data Link Layer) (10 hrs)		
2.1	Data link layer design issues.	1 hour
2.2	Error detection and correction, Error correcting codes	1 hour
2.3	Error detecting codes.	1 hour
2.4	Sliding window protocols.	1 hour
2.5	High-Level Data Link Control(HDLC) protocol.	1 hour
2.6	Medium Access Control (MAC) sublayer, Channel allocation problem, Multiple access protocols.	1 hour
2.7	Ethernet, Ethernet cabling, Manchester encoding, Ethernet MAC sublayer protocol, Binary Exponential Backoff algorithm.	1 hour
2.8	Ethernet performance, Switched Ethernet, Fast Ethernet, Gigabit Ethernet, IEEE 802.2: Logical Link Control.	1 hour
2.9	Wireless LANs, 802.11 protocol stack, Physical layer, MAC Sublayer protocol, Frame structure.	1 hour
2.10	Bridges & switches, Bridges from 802.x to 802.y, Repeaters, Hubs, Bridges, Switches, Routers, and Gateways.	1 hour
Module 3 - (Network Layer) (8 hrs)		
3.1	Network layer design issues.	1 hour
3.2	Routing algorithms, The Optimality Principle, Shortest path routing, Flooding.	1 hour
3.3	Distance Vector Routing.	1 hour
3.4	Link State Routing.	1 hour
3.5	Multicast routing, Routing for mobile hosts.	1 hour

3.6	General principles of congestion control, Congestion prevention policies, Congestion control in virtual circuit subnets.	1 hour
3.7	Congestion control algorithms, Congestion control in Datagram subnets, Load shedding, Jitter control.	1 hour
3.8	Quality of Service, Requirements, Techniques for achieving good Quality of Service.	1 hour
Module 4 – (Network Layer in the Internet) (9 hrs)		
4.1	Network layer in the Internet, Internet Protocol (IP).	1 hour
4.2	IP Addresses, Subnets, Classless Inter-Domain Routing (CIDR).	1 hour
4.3	IP Addresses, Network Address Translation (NAT).	1 hour
4.4	Internet Control Message Protocol (ICMP), Address Resolution Protocol (ARP), Reverse Address Resolution Protocol (RARP).	1 hour
4.5	Bootstrap Protocol (BOOTP), Dynamic Host Configuration Protocol (DHCP).	1 hour
4.6	Open Shortest Path First (OSPF) protocol.	1 hour
4.7	Border Gateway Protocol (BGP).	1 hour
4.8	Internet multicasting.	1 hour
4.9	IPv6, Header format, Extension headers, Internet Control Message Protocol version 6 (ICMPv6).	1 hour
Module 5 - (Transport Layer and Application Layer) (8 hrs)		
5.1	Transport Service, Services provided to the upper layers, Transport service primitives. User Datagram Protocol (UDP).	1 hour
5.2	Transmission Control Protocol (TCP), TCP segment header, Connection establishment & release, Connection management modeling.	1 hour
5.3	TCP retransmission policy, TCP congestion control.	1 hour
5.4	Application layer, File Transfer Protocol (FTP).	1 hour

5.5	Domain Name System (DNS).	1 hour
5.6	Electronic Mail, Multipurpose Internet Mail Extension (MIME).	1 hour
5.7	Simple Network Management Protocol (SNMP).	1 hour
5.8	World Wide Web, Architectural overview.	1 hour

KALAM
TECHNOLOGICAL
UNIVERSITY



CST 305	SYSTEM SOFTWARE	Category	L	T	P	Credit	Year of Introduction
		PCC	3	1	0	4	2019

Preamble:

The purpose of this course is to create awareness about the low-level codes which are very close to the hardware and about the environment where programs can be developed and executed. This course helps the learner to understand the machine dependent and machine independent system software features and to design/implement system software like assembler, loader, linker, macroprocessor and device drivers. Study of system software develops ability to design interfaces between software applications and computer hardware.

Prerequisite: A sound knowledge in Data Structures, and Computer Organization

Course Outcomes: After the completion of the course the student will be able to

CO#	Course Outcomes
CO1	Distinguish softwares into system and application software categories. (Cognitive Knowledge Level: Understand)
CO2	Identify standard and extended architectural features of machines. (Cognitive Knowledge Level: Apply)
CO3	Identify machine dependent features of system software (Cognitive Knowledge Level: Apply)
CO4	Identify machine independent features of system software. (Cognitive Knowledge Level: Understand)
CO5	Design algorithms for system softwares and analyze the effect of data structures. (Cognitive Knowledge Level: Apply)
CO6	Understand the features of device drivers and editing & debugging tools.(Cognitive Knowledge Level: Understand)

Mapping of course outcomes with program outcomes

	PO1	PO2	PO3	PO4	PO5	PO6	PO7	PO8	PO9	PO10	PO11	PO12
CO1	☑	☑			☑							☑
CO2	☑	☑	☑									☑
CO3	☑	☑	☑									☑
CO4	☑	☑										☑
CO5	☑	☑	☑	☑								☑
CO6	☑	☑			☑							☑

Abstract POs defined by National Board of Accreditation			
PO#	Broad PO	PO#	Broad PO
PO1	Engineering Knowledge	PO7	Environment and Sustainability
PO2	Problem Analysis	PO8	Ethics
PO3	Design/Development of solutions	PO9	Individual and team work
PO4	Conduct investigations of complex problems	PO10	Communication
PO5	Modern tool usage	PO11	Project Management and Finance
PO6	The Engineer and Society	PO12	Lifelong learning

Assessment Pattern

Bloom's Category	Continuous Assessment Tests		End Semester Examination Marks(%)
	Test 1 (%)	Test 2 (%)	
Remember	30	30	30
Understand	30	30	30
Apply	40	40	40
Analyze			
Evaluate			
Create			

Mark Distribution

Total Marks	CIE Marks	ESE Marks	ESE Duration
150	50	100	3

Continuous Internal Evaluation Pattern:

Attendance	: 10 marks
Continuous Assessment Test (Average of series Tests 1&2)	: 25 marks
Continuous Assessment Assignment	: 15 marks

Internal Examination Pattern:

Each of the two internal examinations has to be conducted out of 50 marks. First series test shall be preferably conducted after completing the first half of the syllabus and the second series test shall be preferably conducted after completing remaining part of the syllabus. There will be two parts: Part A and Part B. Part A contains 5 questions (preferably, 2 questions each from the completed modules and 1 question from the partly completed module), having 3 marks for each question adding up to 15 marks for part A. Students should answer all questions from Part A. Part B contains 7 questions (preferably, 3 questions each from the completed modules and 1 question from the partly completed module), each with 7 marks. Out of the 7 questions, a student should answer any 5.

End Semester Examination Pattern:

There will be two parts; Part A and Part B. Part A contains 10 questions with 2 questions from each module, having 3 marks for each question. Students should answer all questions. Part B contains 2 questions from each module of which a student should answer any one. Each question can have maximum 2 sub-divisions and carry 14 marks.

Syllabus**Module-1 (Introduction)**

System Software vs Application Software, Different System Software– Assembler, Linker, Loader, Macro Processor, Text Editor, Debugger, Device Driver, Compiler, Interpreter, Operating System (Basic Concepts only). SIC & SIC/XE Architecture, Addressing modes, SIC & SIC/XE Instruction set , Assembler Directives.

Module-2 (Assembly language programming and Assemblers)

SIC/XE Programming, Basic Functions of Assembler, Assembler Output Format – Header, Text and End Records. Assembler Data Structures, Two Pass Assembler Algorithm, Hand Assembly of SIC/XE Programs.

Module-3 (Assembler Features and Design Options)

Machine Dependent Assembler Features–Instruction Format and Addressing Modes, Program Relocation. Machine Independent Assembler Features –Literals, Symbol Defining Statements, Expressions, Program Blocks, Control Sections and Program Linking. Assembler Design Options- One Pass Assembler, Multi Pass Assembler. Implementation Example-MASM Assembler.

Module-4 (Loader and Linker)

Basic Loader Functions - Design of Absolute Loader, Simple Bootstrap Loader. Machine Dependent Loader Features- Relocation, Program Linking, Algorithm and Data Structures of Two Pass Linking Loader. Machine Independent Loader Features -Automatic Library Search, Loader Options. Loader Design Options.

Module-5 (Macro Preprocessor ,Device driver, Text Editor and Debuggers)

Macro Preprocessor - Macro Instruction Definition and Expansion, One pass Macro processor Algorithm and data structures, Machine Independent Macro Processor Features, Macro processor design options. Device drivers - Anatomy of a device driver, Character and block device drivers, General design of device drivers. Text Editors- Overview of Editing, User Interface, Editor

Structure. Debuggers - Debugging Functions and Capabilities, Relationship with other parts of the system, Debugging Methods- By Induction, Deduction and Backtracking.

Text book

1. Leland L. Beck, System Software: An Introduction to Systems Programming, 3/E, Pearson Education Asia

References

1. D.M. Dhamdhare, Systems Programming and Operating Systems, Second Revised Edition, Tata McGraw Hill.
2. John J. Donovan, Systems Programming, Tata McGraw Hill Edition 1991.
3. George Pajari, Writing UNIX Device Drivers, Addison Wesley Publications (Ebook : <http://tocs.ulb.tu-darmstadt.de/197262074.pdf>).
4. Peter Abel, IBM PC Assembly Language and Programming, Third Edition, Prentice Hall of India.
5. Jonathan Corbet, Alessandro Rubini, Greg Kroah-Hartman, Linux Device Drivers, Third Edition, O.Reilly Books
6. M. Beck, H. Bohme, M. Dziadzka, et al., Linux Kernel Internals, Second Edition, Addison Wesley Publications,
7. J Nithyashri, System Software, Second Edition, Tata McGraw Hill.
8. The C Preprocessor http://gcc.gnu.org/onlinedocs/gcc-2.95.3/cpp_1.html -

Course Level Assessment Questions

Course Outcome 1 (CO1):

1. List out two system software and two application software.

Course Outcome 2 (CO2):

1. How is upward compatibility between SIC and SIC/XE machines maintained?
2. Write a sequence of instructions for SIC/XE to divide BETA by GAMMA, setting ALPHA to the integer portion of the quotient and DELTA to the remainder. Use register-to-register instructions to make the calculation as efficient as possible.

Course Outcome 3 (CO3):

1. How do control sections and program blocks differ?
2. Can an assembler incorporating program blocks function using the same data structures as that of a normal two pass assembler? Justify your answer

Course Outcome 4 (CO4):

1. What are literals used for? Does the use of literals change the design of an assembler?

Course Outcome 5 (CO5):

1. Design an assembler that can assemble a source program with different control sections.

Course Outcome 6 (CO6):

1. Describe any one commonly used debugging method.

Model Question Paper

QP CODE:

Reg No: _____

Name: _____

PAGES : 3

APJ ABDUL KALAM TECHNOLOGICAL UNIVERSITY

FIFTH SEMESTER B.TECH. DEGREE EXAMINATION, MONTH & YEAR

Course Code: CST 305

Course Name: System Software

Max.Marks:100

Duration: 3 Hours

PART A

Answer All Questions. Each Question Carries 3 Marks

1. Differentiate between system software and application software.
2. What are assembler directives? List out any five assembler directives in SIC.
3. Explain the different data structures used in the implementation of Assemblers.
4. List out the functions performed by an assembler.

5. What is a Literal? How is a literal handled by an assembler.
6. What are control sections? What is the advantage of using them?
7. Differentiate between linking loader and linkage editor? Which of these is preferable in a program development environment?
8. What is Automatic Library Search?
9. How should a programmer decide whether to use a macro or a subroutine to accomplish a given logical function?
10. Differentiate between character and block device drivers

(10x3=30)

Part B

(Answer any one question from each module. Each question carries 14 Marks)

11. (a) Differentiate between compilers and Interpreters. (4)
- (b) Explain the architecture and addressing modes of SIC machine. (10)

OR

12. (a) Explain the addressing modes supported by SIC/ XE machine with suitable illustrations. (8)
- (b) Explain the difference between (6)
 - i) A1 RESW 3 and A1 WORD 3
 - ii) B BYTE C'23' and B BYTE X'23'
 - iii) END and END LABEL
13. (a) Let NUMBERS be an array of 100 words. Write a sequence of SIC/XE instructions to find the maximum of these numbers. (6)
- (b) Perform hand assembly of the above written program using two pass assembler and show the status of various data structures and object program create. (8)

OR

14. (a) Write down and explain the second pass of a two pass assembler algorithm. (8)
- (b) What is a Program Block. What is its advantage? With suitable example, explain how Program Blocks are handled by SIC assembler. (6)
15. (a) What is a Program Block. What is its advantage? With suitable example, explain how Program Blocks are handled by SIC assembler. (7)
- (b) What is a forward reference? With example, illustrate how forward references are handled by a single pass assembler? (7)

OR

16. (a) With suitable examples explain machine dependent assembler features. (8)
- (b) Explain with examples, the need and working of multipass assembler. (6)
17. (a) With the data structures used, state and explain two pass algorithm for a linking loader. (10)
- (b) Explain about bootstrap loader. (4)

OR

18. (a) Explain about machine independent loader features (9)
- (b) What is Dynamic Linking? With example, illustrate how dynamic linking is performed. (5)
19. (a) Write down the single pass macro processor algorithm and with suitable example illustrate its working. (10)
- (b) How are unique labels generated during Macro Expansion? (4)

OR

20. (a) Explain Text Editor structure in detail with a neat diagram. (7)

(b) Explain the different debugging methods in detail.


(7)

Teaching Plan

No	Contents	No: of Lecture Hours
Module -1 (Introduction) (9 hours)		
1.1	System Software Vs. Application Software , Different System Software– Assembler, Linker, Loader, Macro Processor	1 hour
1.2	Text Editor, Debugger, Device Driver, Compiler, Interpreter, Operating System(Basic Concepts only)	1 hour
1.3	SIC Architecture	1 hour
1.4	SIC Addressing modes	1 hour
1.5	SIC Instruction set & Assembler directives	1 hour
1.6	SIC/XE Architecture	1 hour
1.7	SIC/XE Instruction format	1 hour
1.8	SIC/XE Addressing modes	1 hour
1.9	SIC/XE Instruction set	1 hour
Module -2 (Assembly language programming and Assemblers) (8 hours)		
2.1	SIC Programming	1 hour
2.2	SIC/XE Programming	1 hour
2.3	Basic Functions of Assembler	1 hour
2.4	Assembler output format – Header, Text and End Records	1 hour
2.5	Assembler data structures	1 hour
2.6	Pass 1 of two pass SIC assembler algorithm	1 hour
2.7	Pass 2 of two pass SIC assembler algorithm	1 hour
2.8	Hand assembly of SIC Program	1 Hour
Module-3 (Assembler design options)(11 hours)		

3.1	Machine dependent assembler features-Instruction format and addressing modes, program relocation	1 hour
3.2	Hand assembly of SIC/XE program	1 Hour
3.3	Machine Independent assembler features – Literals	1 hour
3.4	Machine Independent assembler features – Symbol defining statements, expression	1 hour
3.5	Machine Independent assembler features – program blocks	1 hour
3.6	Machine Independent assembler features – program blocks illustration with examples	1 hour
3.7	Machine Independent assembler features – Control sections and program linking.	1 hour
3.8	Machine Independent assembler features – Control sections and program linking. Illustration with example	1 hour
3.9	Assembler design options- One Pass assembler	1 hour
3.10	Multi pass assembler	1 hour
3.11	Implementation example: MASM Assembler	1 hour
Module-4 (Linker and Loader) (8 hours)		
4.1	Basic Loader functions - Design of absolute loader	1 hour
4.2	Simple bootstrap Loader	1 hour
4.3	Machine dependent loader features- Relocation	1 hour
4.4	Machine dependent loader features- Program Linking algorithm and data structures of First pass of two pass Linking Loader	1 hour
4.5	Machine dependent loader features- Program Linking algorithm and data structures of Second pass of two pass Linking Loader	1 hour
4.6	Machine independent loader feature - Automatic library search	1 hour
4.7	Machine independent loader features - Loader options	1 hour
4.8	Loader Design Option- Linking Loader, Linkage Editor, Dynamic Linking	1 hour
Module –5 (Macro Preprocessor, Device drivers, Text Editors, Debuggers) (9 hours)		
5.1	Macro Preprocessor- Macro Instruction Definition and Expansion	1 hour

5.2	One pass Macro processor algorithm and data structures	1 hour
5.3	One pass Macro processor Algorithm and data structures illustration with example	1 hour
5.4	Machine Independent Macro Processor Features- generation of unique labels, Concatenation of macro parameter, Keyword macro parameters	1 hour
5.5	Machine Independent Macro Processor Features- Conditional Macro Expansion	1 hour
5.6	Macro processor design options	1 hour
5.7	Device drivers- Anatomy of a device driver, Character and block device drivers, General design of device drivers	1 hour
5.8	Text Editors- Overview of Editing, User Interface , Editor Structure	1 hour
5.9	Debuggers :- Debugging Functions and Capabilities, Debugging Methods- By Induction, Deduction and Backtracking.	1 hour



CST 307	MICROPROCESSORS AND MICROCONTROLLERS	Category	L	T	P	Credit	Year of Introduction
		PCC	3	1	0	4	2019

Preamble: The course enables the learners capable of understanding the fundamental architecture of microprocessors and micro controllers. This course focuses on the architecture, assembly language programming, interrupts, interfacing of microprocessors with peripheral devices and microcontrollers and its programming. It helps the learners to extend the study of latest processors and develop hardware based solutions.

Prerequisite : Sound knowledge in Logic System Design and Computer organization & architecture.

CO#	Course Outcomes
CO1	Illustrate the architecture , modes of operation and addressing modes of microprocessors (Cognitive knowledge: Understand)
CO2	Develop 8086 assembly language programs. (Cognitive Knowledge Level: Apply)
CO3	Demonstrate interrupts, its handling and programming in 8086. (Cognitive Knowledge Level: Apply)
CO4	Illustrate how different peripherals (8255,8254,8257) and memory are interfaced with microprocessors. (Cognitive Knowledge Level: Understand)
CO5	Outline features of microcontrollers and develop low level programs. (Cognitive Knowledge Level: Understand)

Mapping of course outcomes with program outcomes

	PO1	PO2	PO3	PO4	PO5	PO6	PO7	PO8	PO9	PO10	PO11	PO12
CO1	☑	☑	☑									☑
CO2	☑	☑	☑	☑								☑
CO3	☑	☑	☑	☑								☑
CO4	☑	☑	☑	☑								☑
CO5	☑	☑	☑	☑								☑

Abstract POs defined by National Board of Accreditation			
PO#	Broad PO	PO#	Broad PO
PO1	Engineering Knowledge	PO7	Environment and Sustainability
PO2	Problem Analysis	PO8	Ethics
PO3	Design/Development of solutions	PO9	Individual and team work
PO4	Conduct investigations of complex problems	PO10	Communication
PO5	Modern tool usage	PO11	Project Management and Finance
PO6	The Engineer and Society	PO12	Life long learning

Assessment Pattern

Bloom's Category	Continuous Assessment Tests		End Semester Examination Marks (%)
	Test1 (%)	Test2 (%)	
Remember	20	20	20
Understand	40	40	40
Apply	40	40	40
Analyze			
Evaluate			
Create			

Mark Distribution

Total Marks	CIE Marks	ESE Marks	ESE Duration
150	50	100	3 hours

Continuous Internal Evaluation Pattern:

Attendance	:	10 marks
Continuous Assessment Tests	:	25 marks
Continuous Assessment Assignment	:	15 marks

Internal Examination Pattern:

Each of the two internal examinations has to be conducted out of 50 marks

First Internal Examination shall be preferably conducted after completing the first half of the syllabus and the Second Internal Examination shall be preferably conducted after completing remaining part of the syllabus.

There will be two parts: Part A and Part B. Part A contains 5 questions (preferably, 2 questions each from the completed modules and 1 question from the partly covered module), having 3 marks for each question adding up to 15 marks for part A. Students should answer all questions from Part A. Part B contains 7 questions (preferably, 3 questions each from the completed modules and 1 question from the partly covered module), each with 7 marks. Out of the 7 questions in Part B, a student should answer any 5.

End Semester Examination Pattern:

There will be two parts; Part A and Part B. Part A contains 10 questions with 2 questions from each module, having 3 marks for each question. Students should answer all questions. Part B contains 2 questions from each module of which a student should answer any one. Each question can have maximum 2 sub-divisions and carries 14 marks.

Syllabus**Module-1(Evolution of microprocessors):**

8085 microprocessor (-Basic Architecture only). 8086 microprocessor – Architecture and signals, Physical Memory organization, Minimum and maximum mode of 8086 system and timings. Comparison of 8086 and 8088. Machine language Instruction format.

Module-2 (Addressing modes and instructions):

Addressing Modes of 8086. Instruction set – data copy /transfer instructions, arithmetic instructions, logical instructions, string manipulation instructions, branch instructions, unconditional and conditional branch instruction, flag manipulation and processor control instructions. Assembler Directives and operators. Assembly Language Programming with 8086.

Module- 3 (Stack and interrupts):

Stack structure of 8086, programming using stack- Interrupts - Types of Interrupts and Interrupt Service Routine- Handling Interrupts in 8086- Interrupt programming. -

Programmable Interrupt Controller - 8259, Architecture (Just mention the control word, no need to memorize the control word)- Interfacing Memory with 8086.

Module- 4 (Interfacing chips):

Programmable Peripheral Input/output port 8255 - Architecture and modes of operation- Programmable interval timer 8254-Architecture and modes of operation- DMA controller 8257 Architecture (Just mention the control word, no need to memorize the control word of 8254 and 8257)

Module- 5 (Microcontrollers):

8051 Architecture- Register Organization- Memory and I/O addressing- Interrupts and Stack- 8051 Addressing Modes- Instruction Set- data transfer instructions, arithmetic instructions, logical instructions, Boolean instructions, control transfer instructions- Simple programs.

Text Books

1. Bhurchandi and Ray, Advanced Microprocessors and Peripherals, Third Edition McGraw Hill.
2. Raj Kamal, Microcontrollers: Architecture, Programming, Interfacing and System Design, Pearson Education.
3. Ramesh Gaonkar, Microprocessor Architecture, Programming, and Applications with the 8085, Penram International Publishing Pvt. Ltd.

Reference Books

1. Barry B. Brey, The Intel Microprocessors – Architecture, Programming and Interfacing, Eighth Edition, Pearson Education.
2. A. NagoorKani, Microprocessors and Microcontrollers, Second Edition, Tata McGraw Hill
3. Douglas V. Hall, SSSP Rao, Microprocessors and Interfacing, Third Edition, McGrawHill Education.

Sample Course Level Assessment Questions

Course Outcome1 (CO1):

- 1) Describe how pipelining is implemented in 8086 microprocessor
- 2) Illustrate maximum mode signals in 8086.

Course Outcome 2(CO2):

- 1) Write an 8086 assembly language program for sorting a sequence of N, 8 bit numbers. Describe the modifications that can be done on the above program so that it will sort N, 16 bit numbers. Rewrite the program with those modifications also.

Course Outcome 3 (CO3):

- 1) Design an interface between 8086 CPU and two chips of 16 x 8 EPROM and two chips of 32K x 8 RAM. Select the starting address of EPROM suitably. The RAM address must start at 00000H.
- 2) Give the sequence of instructions for setting the IVT for interrupt type 23H. Assume the Interrupt Service Routine, is present in the code segment named CODE.
- 3) Describe the role of Interrupt Request register and In service register in 8259.

Course Outcome 4(CO4):

- 1) Show how to interface an 8255 with 8086 to work as an I/O port with the following specifications. Initialize port A as output, port B as input and port C as output. Port A address should be 05A0H. Write a program to sense switch positions SW 0 -SW 7 connected to port B. The sensed pattern is to be displayed on port A, to which 8 LED's are attached, while port C lower displays *number of off switches* out of total 8 switches.
- 2) Specify the importance of the DMA address register and Terminal count register in 8257.

Course Outcome 5(CO5):

- 1) Write an 8051 assembly language program to count the number of 1's and 0's in a given 8 bit number
- 2) Write an 8051 assembly language program for computing the square root of an 8 bit number.

10. Write the sequence of 8051 instructions to store any two numbers at two consecutive locations 70H and 71H, multiply them and store the result in location 72H. (10x3=30)

Part B

(Answer any one question from each module. Each question carries 14 Marks)

11. (a) Specify the significance of segmentation and how it is implemented in 8086 (5)
 (b) Explain the maximum mode signals in 8086. (9)

OR

12. (a) Write down the differences between 8086 and 8088 processors (4)
 (b) Explain the physical memory organization of 8086 with a neat diagram. How does the 8086 processor access a word from an odd memory location? How many memory cycles does it take? (10)
13. (a) Write an 8086 assembly language program for finding the sum of the squares of first N natural numbers. Calculate the squares of each number using a subroutine SQUARE. (10)
 (b) Describe any four control transfer instructions in 8086. (4)

OR

14. (a) Write an 8086 assembly language program for printing the reverse of a given input string. (5)
 (b) Explain the addressing modes for sequential control flow instructions in 8086. (9)
15. (a) Give the stack structure of 8086. (5)
 (b) Explain the architecture of 8259 with diagram (9)

OR

16. (a) Interface 32Kx8 RAM using four numbers of 8Kx8 memory chips and 16Kx8 ROM using two numbers of 8Kx8 EPROM chips. The address map is given as RAM starts at 00000H and ROM ends at FFFFFH (10)
 (b) Describe the predefined interrupts in 8086 (4)

17. (a) Explain the architecture of 8255 with a neat diagram (10)
- (b) Identify the mode and I/O configuration for ports A, B and C of an 8255 after its control register is loaded with 86 H? (4)

OR

18. (a) Define Direct Memory Access (DMA) and illustrate the role of a DMA controller? Explain the register organization of 8257 and state how these registers are used during DMA transfer operations. (8)
- (b) Explain the architecture of 8254 timer chip (6)
19. (a) Explain the architecture of 8051 microcontroller. (9)
- (b) Write an 8051 assembly language program for adding two matrices whose elements are stored sequentially in some memory location. Assume suitable locations. (5)

OR

20. (a) Explain the internal data memory organization of 8051. (9)
- (b) Describe the control transfer instructions of 8051 microcontroller. (5)

Teaching Plan

No	Contents	No of Lecture Hrs
Module 1 : (Evolution of microprocessors) (9 hours)		
1.1	Overview of 8085 microprocessor	1 hour
1.2	Architecture of 8085	1 hour
1.3	Architecture of 8086	1 hour
1.4	Signals in 8086	1 hour
1.5	Physical Memory organization	1 hour
1.6	Minimum and maximum mode 8086 system and timings(Lecture 1)	1 hour
1.7	Minimum and maximum mode 8086 system and timings(Lecture 2)	1 hour
1.8	Comparison of 8086 and 8088	1 hour
1.9	Machine language Instruction format	1 hour
Module 2 :(programming of 8086) (9 hours)		
2.1	Addressing Modes of 8086	1 hour
2.2	Instruction set – data copy/transfer instructions	1 hour
2.3	arithmetic instructions, logical instructions	1 hour
2.4	string manipulation instructions, branch instructions	1 hour
2.4	unconditional and conditional branch instruction	1 hour
2.5	flag manipulation and processor control instructions	1 hour
2.6	Assembler Directives and operators	1 hour
2.7	Assembly Language Programming with 8086(Lecture 1)	1 hour
2.8	Assembly Language Programming with 8086(Lecture 2)	1 hour
2.9	Assembly Language Programming with 8086(Lecture 3)	1 hour
Module 3 : (stack and Interrupts) (9 hours)		
3.1	Stack structure of 8086, programming using stack.	1 hour
3.2	Types of Interrupts and Interrupt Service Routine.	1 hour
3.3	Handling Interrupts in 8086(Lecture 1)	1 hour
3.4	Handling Interrupts in 8086(Lecture 2)	1 hour

3.5	Interrupt programming.	1 hour
3.6	Programmable Interrupt Controller -8259 (Lecture 1)	1 hour
3.7	Programmable Interrupt Controller -8259 (Lecture 2)	1 hour
3.8	Interfacing Memory with 8086 (Lecture 1)	1 hour
3.9	Interfacing Memory with 8086 (Lecture 2)	1 hour
Module 4 :(Interfacing chips) (7 hours)		
4.1	Programmable Peripheral Input/output port- 8255 (Lecture 1)	1 hour
4.2	Programmable Peripheral Input/output port- 8255 (Lecture 2)	1 hour
4.3	Programmable Peripheral Input/output port- 8255 (Lecture 3)	1 hour
4.4	Programmable interval timer 8254 (Lecture 1)	1 hour
4.5	Programmable interval timer 8254 (Lecture 2)	1 hour
4.6	DMA controller 8257 Architecture (Lecture 1)	1 hour
4.7	DMA controller 8257 Architecture (Lecture 2)	1 hour
Module 5 : (Microcontrollers) (11 hours)		
5.1	8051 Architecture (Lecture 1)	1 hour
5.2	8051 Architecture (Lecture 2)	1 hour
5.3	Register Organization, Memory and I/O addressing	1 hour
5.4	Interrupts and Stack	1 hour
5.5	Addressing Modes	1 hour
5.6	Data transfer instructions, Arithmetic instructions	1 hour
5.7	Logical instructions,	1 hour
5.8	Boolean instructions	1 hour
5.9	Control transfer instructions	1 hour
5.10	Programming of 8051 (Lecture 1)	1 hour
5.11	Programming of 8051(Lecture 2)	1 hour

CST 309	MANAGEMENT OF SOFTWARE SYSTEMS	Category	L	T	P	Credit	Year of Introduction
		PCC	3	0	0	3	2019

Preamble: This course provides fundamental knowledge in the Software Development Process. It covers Software Development, Quality Assurance, Project Management concepts and technology trends. This course enables the learners to apply state of the art industry practices in Software development.

Prerequisite: Basic understanding of Object Oriented Design and Development.

Course Outcomes: After the completion of the course the student will be able to

CO1	Demonstrate Traditional and Agile Software Development approaches (Cognitive Knowledge Level: Apply)
CO2	Prepare Software Requirement Specification and Software Design for a given problem. (Cognitive Knowledge Level: Apply)
CO3	Justify the significance of design patterns and licensing terms in software development, prepare testing, maintenance and DevOps strategies for a project. (Cognitive Knowledge Level: Apply)
CO4	Make use of software project management concepts while planning, estimation, scheduling, tracking and change management of a project, with a traditional/agile framework. (Cognitive Knowledge Level: Apply)
CO5	Utilize SQA practices, Process Improvement techniques and Technology advancements in cloud based software models and containers & microservices. (Cognitive Knowledge Level: Apply)

Mapping of course outcomes with program outcomes

	PO1	PO2	PO3	PO4	PO5	PO6	PO7	PO8	PO9	PO10	PO11	PO12
CO1	✓	✓	✓	✓		✓						✓
CO2	✓	✓	✓	✓		✓				✓	✓	✓
CO3	✓	✓	✓	✓				✓		✓	✓	✓
CO4	✓	✓	✓	✓		✓			✓	✓	✓	✓
CO5	✓	✓	✓	✓		✓						✓

Abstract POs defined by National Board of Accreditation			
PO#	Broad PO	PO#	Broad PO
PO1	Engineering Knowledge	PO7	Environment and Sustainability
PO2	Problem Analysis	PO8	Ethics
PO3	Design/Development of solutions	PO9	Individual and team work
PO4	Conduct investigations of complex problems	PO10	Communication
PO5	Modern tool usage	PO11	Project Management and Finance
PO6	The Engineer and Society	PO12	Lifelong learning

Assessment Pattern

Bloom's Category	Continuous Assessment Tests		End Semester Examination Marks
	Test1 (Percentage)	Test2 (Percentage)	
Remember	30	30	30
Understand	40	40	50
Apply	30	30	20
Analyse			
Evaluate			
Create			

Mark Distribution

Total Marks	CIE Marks	ESE Marks	ESE Duration
150	50	100	3 hours

Continuous Internal Evaluation Pattern:

Attendance : 10 marks

Continuous Assessment Tests : 25 marks

Continuous Assessment Assignment : 15 marks (Each student shall identify a software development problem and prepare Requirements Specification, Design Document, Project Plan and Test case documents for the identified problem as the assignment.)

Internal Examination Pattern:

Each of the two internal examinations has to be conducted out of 50 marks.

First Internal Examination shall be preferably conducted after completing the first half of the syllabus and the Second Internal Examination shall be preferably conducted after completing the remaining part of the syllabus.

There will be two parts: Part A and Part B. Part A contains 5 questions (preferably, 2 questions each from the completed modules and 1 question from the partly covered module), having 3 marks for each question adding up to 15 marks for part A. Students should answer all questions from Part A. Part B contains 7 questions (preferably, 3 questions each from the completed modules and 1 question from the partly covered module), each with 7 marks. Out of the 7 questions in Part B, a student should answer any 5.

End Semester Examination Pattern:

There will be two parts; Part A and Part B. Part A contains 10 questions with 2 questions from each module, having 3 marks for each question. Students should answer all questions. Part B contains 2 questions from each module of which a student should answer any one. Each question can have a maximum of 2 subdivisions and carries 14 marks.

Syllabus

Module 1 : Introduction to Software Engineering (7 hours)

Introduction to Software Engineering - Professional software development, Software engineering ethics. Software process models - The waterfall model, Incremental development. Process activities - Software specification, Software design and implementation, Software validation, Software evolution. Coping with change - Prototyping, Incremental delivery, Boehm's Spiral Model. Agile software development - Agile methods, agile manifesto - values and principles. Agile development techniques, Agile Project Management. Case studies : An insulin pump control system. Mentcare - a patient information system for mental health care.

Module 2 : Requirement Analysis and Design (8 hours)

Functional and non-functional requirements, Requirements engineering processes. Requirements elicitation, Requirements validation, Requirements change, Traceability Matrix. Developing use cases, Software Requirements Specification Template, Personas, Scenarios, User stories, Feature identification. Design concepts - Design within the context of software engineering, Design Process, Design concepts, Design Model. Architectural Design - Software Architecture, Architectural Styles, Architectural considerations, Architectural Design Component level design - What is a component?, Designing Class-Based Components, Conducting Component level design, Component level design for web-apps. Template of a Design Document as per “IEEE Std 1016-2009 IEEE Standard for Information Technology Systems Design Software Design Descriptions”. Case study: The Ariane 5 launcher failure.

Module 3 : Implementation and Testing (9 hours)

Object-oriented design using the UML, Design patterns, Implementation issues, Open-source development - Open-source licensing - GPL, LGPL, BSD. Review Techniques - Cost impact of Software Defects, Code review and statistical analysis. Informal Review, Formal Technical Reviews, Post-mortem evaluations. Software testing strategies - Unit Testing, Integration Testing, Validation testing, System testing, Debugging, White box testing, Path testing, Control Structure testing, Black box testing, Testing Documentation and Help facilities. Test automation, Test-driven development, Security testing. Overview of DevOps and Code Management - Code management, DevOps automation, Continuous Integration, Delivery, and Deployment (CI/CD/CD). Software Evolution - Evolution processes, Software maintenance.

Module 4 : Software Project Management (6 hours)

Software Project Management - Risk management, Managing people, Teamwork. Project Planning, Software pricing, Plan-driven development, Project scheduling, Agile planning. Estimation techniques, COCOMO cost modeling. Configuration management, Version management, System building, Change management, Release management, Agile software management - SCRUM framework. Kanban methodology and lean approaches.

Module 5 : Software Quality, Process Improvement and Technology trends (6 hours)

Software Quality, Software Quality Dilemma, Achieving Software Quality Elements of Software Quality Assurance, SQA Tasks, Software measurement and metrics. Software Process Improvement(SPI), SPI Process CMMI process improvement framework, ISO 9001:2000 for Software. Cloud-based Software - Virtualisation and containers, Everything as a service(IaaS, PaaS), Software as a service. Microservices Architecture - Microservices, Microservices architecture, Microservice deployment.

Text Books

1. Book 1 - Ian Sommerville, Software Engineering, Pearson Education, Tenth edition, 2015.
2. Book 2 - Roger S. Pressman, Software Engineering : A practitioner's approach, McGraw Hill publication, Eighth edition, 2014
3. Book 3 - Ian Sommerville, Engineering Software Products: An Introduction to Modern Software Engineering, Pearson Education, First Edition, 2020.

References

1. IEEE Std 830-1998 - IEEE Recommended Practice for Software Requirements Specifications
2. IEEE Std 1016-2009 IEEE Standard for Information Technology—Systems Design—Software Design Descriptions

3. David J. Anderson, Kanban, Blue Hole Press 2010
4. David J. Anderson, Agile Management for Software Engineering, Pearson, 2003
5. Walker Royce, Software Project Management : A unified framework, Pearson Education, 1998
6. Steve. Denning, The age of agile, how smart companies are transforming the way work gets done. New York, Amacom, 2018.
7. Satya Nadella, Hit Refresh: The Quest to Rediscover Microsoft's Soul and Imagine a Better Future for Everyone, Harper Business, 2017
8. Henrico Dolfing, Project Failure Case Studies: Lessons learned from other people's mistakes, Kindle edition
9. Mary Poppendieck, Implementing Lean Software Development: From Concept to Cash, Addison-Wesley Signature Series, 2006
10. StarUML documentation - <https://docs.staruml.io/>
11. OpenProject documentation - <https://docs.openproject.org/>
12. BugZilla documentation - <https://www.bugzilla.org/docs/>
13. GitHub documentation - <https://guides.github.com/>
14. Jira documentation - <https://www.atlassian.com/software/jira>

Course Level Assessment Questions

Course Outcome 1 (CO1):

1. What are the advantages of an incremental development model over a waterfall model?
2. Illustrate how the process differs in agile software development and traditional software development with a socially relevant case study. (Assignment question)

Course Outcome 2 (CO2):

1. How to prepare a software requirement specification?
2. Differentiate between Architectural design and Component level design.
3. How does agile approaches help software developers to capture and define the user requirements effectively?
4. What is the relevance of the SRS specification in software development?
5. Prepare a use case diagram for a library management system.

Course Outcome 3 (CO3):

1. Differentiate between the different types of software testing strategies.
2. Justify the need for DevOps practices?
3. How do design patterns help software architects communicate the design of a complex system effectively?

4. What are the proactive approaches one can take to optimise efforts in the testing phase?

Course Outcome 4 (CO4):

1. Illustrate the activities involved in software project management for a socially relevant problem?
2. How do SCRUM, Kanban and Lean methodologies help software project management?
3. Is rolling level planning in software project management beneficial? Justify your answer.
4. How would you assess the risks in your software development project? Explain how you can manage identified risks?

Course Outcome 5 (CO5):

1. Justify the importance of Software Process improvement?
2. Explain the benefits of cloud based software development, containers and microservices.
3. Give the role of retrospectives in improving the software development process.
4. Illustrate the use of project history data as a prediction tool to plan future socially relevant projects.

Model Question Paper

QP CODE:

Reg No: _____

Name : _____

PAGES : 3

**APJ ABDUL KALAM TECHNOLOGICAL UNIVERSITY
FIFTH SEMESTER B.TECH DEGREE EXAMINATION, MONTH & YEAR**

Course Code: CST 309

Course Name: Management of Software Systems

Duration: 3 Hrs

Max. Marks :100

PART A

Answer all Questions. Each question carries 3 marks

1. Why professional software that is developed for a customer is not simply the programs that have been developed and delivered.
2. Incremental software development could be very effectively used for customers who do not have a clear idea about the systems needed for their operations. Justify.
3. Identify any four types of requirements that may be defined for a software system
4. Describe software architecture
5. Differentiate between GPL and LGPL?
6. Compare white box testing and black box testing.
7. Specify the importance of risk management in software project management?
8. Describe COCOMO cost estimation model.
9. Discuss the software quality dilemma
10. List the levels of the CMMI model? (10x3=30)

Part B

(Answer any one question from each module. Each question carries 14 Marks)

11. (a) Compare waterfall model and spiral model (8)

(b) Explain Agile ceremonies and Agile manifesto (6)

12. (a) Illustrate software process activities with an example. (8)

(b) Explain Agile Development techniques and Agile Project Management (6)

13. (a) What are functional and nonfunctional requirements? Imagine that you are developing a library management software for your college, list eight functional requirements and four nonfunctional requirements. (10)

(b) List the components of a software requirement specification? (4)

OR

14. (a) Explain Personas, Scenarios, User stories and Feature identification? (8)

(b) Compare Software Architecture design and Component level design (6)

15. (a) Explain software testing strategies. (8)

(b) Describe the formal and informal review techniques. (6)

OR

16. (a) Explain Continuous Integration, Delivery, and Deployment CI/CD/CD) (8)

(b) Explain test driven development (6)

17. (a) What is a critical path and demonstrate its significance in a project schedule with the help of a sample project schedule. (8)

(b) Explain plan driven development and project scheduling. (6)

OR

18. (a) Explain elements of Software Quality Assurance and SQA Tasks. (6)

(b) What is algorithmic cost modeling? What problems does it suffer from when (8)

compared with other approaches to cost estimation?

19. (a) Explain elements of Software Quality Assurance and SQA Tasks. (8)

(b) Illustrate SPI process with an example. (6)

OR

20. (a) Compare CMMI and ISO 9001:2000. (8)

(b) How can Software projects benefit from Container deployment and Micro service deployment? (6)

Teaching Plan

No	Contents	No of Lecture Hrs
Module 1 : Introduction to Software Engineering (7 hours)		
1.1	Introduction to Software Engineering.[Book 1, Chapter 1]	1 hour
1.2	Software process models [Book 1 - Chapter 2]	1 hour
1.3	Process activities [Book 1 - Chapter 2]	1 hour
1.4	Coping with change [Book 1 - Chapter 2, Book 2 - Chapter 4]	1 hour
1.5	Case studies : An insulin pump control system. Mentcare - a patient information system for mental health care. [Book 1 - Chapter 1]	1 hour
1.6	Agile software development [Book 1 - Chapter 3]	1 hour
1.7	Agile development techniques, Agile Project Management.[Book 1 - Chapter 3]	1 hour
Module 2 : Requirement Analysis and Design (8 hours)		
2.1	Functional and non-functional requirements, Requirements engineering processes [Book 1 - Chapter 4]	1 hour
2.2	Requirements elicitation, Requirements validation, Requirements change, Traceability Matrix [Book 1 - Chapter 4]	1 hour
2.3	Developing use cases, Software Requirements Specification Template [Book 2 - Chapter 8]	1 hour

2.4	Personas, Scenarios, User stories, Feature identification [Book 3 - Chapter 3]	1 hour
2.5	Design concepts [Book 2 - Chapter 12]	1 hour
2.6	Architectural Design [Book 2 - Chapter 13]	1 hour
2.7	Component level design [Book 2 - Chapter 14]	1 hour
2.8	Design Document Template. Case study: The Ariane 5 launcher failure. [Ref - 2, Book 2 - Chapter 16]	1 hour
Module 3 : Implementation and Testing (9 hours)		
3.1	Object-oriented design using the UML, Design patterns [Book 1 - Chapter 7]	1 hour
3.2	Implementation issues, Open-source development - Open-source licensing - GPL, LGPL, BSD [Book 1 - Chapter 7]	1 hour
3.3	Review Techniques - Cost impact of Software Defects, Code review and statistical analysis. [Book 2 - Chapter 20]	1 hour
3.4	Informal Review, Formal Technical Reviews, Post-mortem evaluations. [Book 2 - Chapter 20]	1 hour
3.5	Software testing strategies - Unit Testing, Integration Testing, Validation testing, System testing and Debugging (basic concepts only). [Book 2 - Chapter 22]	1 hour
3.6	White box testing, Path testing, Control Structure testing, Black box testing. Test documentation [Book 2 - Chapter 23]	1 hour
3.7	Test automation, Test-driven development, Security testing. [Book 3 - Chapter 9]	1 hour
3.8	DevOps and Code Management - Code management, DevOps automation, CI/CD/CD. [Book 3 - Chapter 10]	1 hour
3.9	Software Evolution - Evolution processes, Software maintenance. [Book 1 - Chapter 9]	1 hour
Module 4 : Software Project Management (6 hours)		
4.1	Software Project Management - Risk management, Managing people, Teamwork [Book 1 - Chapter 22]	1 hour
4.2	Project Planning - Software pricing, Plan-driven development, Project scheduling, Agile planning [Book 1 - Chapter 23]	1 hour
4.3	Estimation techniques [Book 1 - Chapter 23]	1 hour
4.4	Configuration management [Book 1 - Chapter 25]	1 hour

4.5	Agile software management - SCRUM framework [Book 2 - Chapter 5]	1 hour
4.6	Kanban methodology and lean approaches.[Ref 9 - Chapter 2]	1 hour
Module 5 : Software Quality, Process Improvement and Technology trends (6 hours)		
5.1	Software Quality, Software Quality Dilemma, Achieving Software Quality. [Book 2 - Chapter 19]	1 hour
5.2	Elements of Software Quality Assurance, SQA Tasks , Software measurement and metrics. [Book 3 - Chapter 21]	1 hour
5.3	Software Process Improvement (SPI), SPI Process [Book 2 - Chapter 37]	1 hour
5.4	CMMI process improvement framework, ISO 9001:2000 for Software. [Book 2 - Chapter 37]	1 hour
5.5	Cloud-based Software - Virtualisation and containers, IaaS, PaaS, SaaS.[Book 3 - Chapter 5]	1 hour
5.6	Microservices Architecture - Microservices, Microservices architecture, Microservice deployment [Book 3 - Chapter 6]	1 hour

CSL 331	SYSTEM SOFTWARE AND MICROPROCESSORS LAB	Category	L	T	P	Credit	Year of Introduction
		PCC	0	0	4	2	2019

Preamble: The aim of this course is to give hands-on experience in how microcontrollers, and microprocessors can be programmed. The course also aims to enable students to design and implement system software. The student should get familiar with assembly level programming of microprocessors and microcontrollers, interfacing of devices to microcontrollers, resource allocation algorithms in operating systems and design and implementation of system software.

Prerequisite: Sound knowledge in Operating systems

CO1	Develop 8086 programs and execute it using a microprocessor kit. (Cognitive Knowledge Level: Apply) .
CO2	Develop 8086 programs and, debug and execute it using MASM assemblers (Cognitive Knowledge Level: Apply)
CO3	Develop and execute programs to interface stepper motor, 8255, 8279 and digital to analog converters with 8086 trainer kit (Cognitive Knowledge Level: Apply)
CO4	Implement and execute different scheduling and paging algorithms in OS (Cognitive Knowledge Level: Apply)
CO5	Design and implement assemblers, Loaders and macroprocessors. (Cognitive Knowledge Level: Apply)

Mapping of course outcomes with program outcomes

	PO1	PO2	PO3	PO4	PO5	PO6	PO7	PO8	PO9	PO10	PO11	PO12
CO1	☑	☑	☑	☑				☑		☑		☑
CO2	☑	☑	☑	☑				☑		☑		☑
CO3	☑	☑	☑	☑				☑		☑		☑
CO4	☑	☑	☑	☑				☑		☑		☑
CO5	☑	☑	☑	☑				☑		☑		☑

Abstract POs defined by National Board of Accreditation			
PO#	Broad PO	PO#	Broad PO
PO1	Engineering Knowledge	PO7	Environment and Sustainability
PO2	Problem Analysis	PO8	Ethics
PO3	Design/Development of solutions	PO9	Individual and team work
PO4	Conduct investigations of complex problems	PO10	Communication
PO5	Modern tool usage	PO11	Project Management and Finance
PO6	The Engineer and Society	PO12	Lifelong learning

Assessment Pattern

Bloom's Category	Continuous Assessment Test (Internal Exam) Percentage	End Semester Examination Percentage
Remember	20	20
Understand	20	20
Apply	60	60
Analyse		
Evaluate		
Create		

Mark Distribution

Total Marks	CIE Marks	ESE Marks	ESE Duration
150	75	75	3 hours

Continuous Internal Evaluation Pattern:

Attendance	: 15 marks
Continuous Evaluation in Lab	: 30 marks
Continuous Assessment Test	: 15 marks
Viva-voce	: 15 marks

Internal Examination Pattern: The marks will be distributed as Algorithm 30 marks, Program 20 marks, Output 20 marks and Viva 30 marks. Total 100 marks which will be converted out of 15 while calculating Internal Evaluation marks.

End Semester Examination Pattern: The marks will be distributed as Algorithm 30 marks, Program 20 marks, Output 20 marks and Viva 30 marks. Total 100 marks will be converted out of 75 for End Semester Examination.

Operating System to Use in Lab : Linux

Compiler/Software to Use in Lab : gcc

Programming Language to Use in Lab : Ansi C

Any compatible assembler can be used for implementation of 8086 programs

Fair Lab Record:

All Students attending the System Software and Microprocessors Lab should have a Fair Record. The fair record should be produced in the University Lab Examination. Every experiment conducted in the lab should be noted in the fair record. For every experiment in the fair record the right hand page should contain Experiment Heading, Experiment Number, Date of Experiment, Aim of Experiment, Details of Experiment including algorithm and Result of Experiment. The left hand page should contain a print out of the code used for the experiment and sample output obtained for a set of input.

Syllabus**MICROPROCESSOR LAB**

- I. Assembly Language Programming Exercises/Experiments using 8086 Trainer kit
- II. Exercises/Experiments using MASM (PC required)
- III. Interfacing Exercises/Experiments with 8086 trainer kit through Assembly Language programming
- IV. Exercises/Experiments using 8051 trainer kit

SYSTEM SOFTWARE LAB:

- I. Experiments related to the operating system.
- II. Exercises/Experiments related to the assemblers, loaders and macroprocessors

Text Books

1. Bhurchandi and Ray, Advanced Microprocessors and Peripherals, Third Edition McGraw Hill.
2. Andrew S Tanenbaum, “Modern Operating Systems” , 4th Edition, Prentice Hall, 2015.
3. Leland L. Beck, System Software: An Introduction to Systems Programming, 3/E, Pearson Education Asia, 1997.

Reference Books

1. A. NagoorKani, Microprocessors and Microcontrollers, Second Edition, Tata McGraw Hill
2. Douglas V. Hall, SSSP Rao, Microprocessors and Interfacing, Third Edition, McGrawHill Education.
3. William Stallings, “Operating systems”, 6th Edition, Pearson, Global Edition, 2015.
4. Garry Nutt, Nabendu Chaki, Sarmistha Neogy, “Operating Systems”, 3rd Edition, Pearson Education.
5. D.M. Dhamdhare, Systems Programming and Operating Systems, Second Revised Edition, Tata McGraw Hill.

Practice Questions**MICROPROCESSORS LAB : List of Exercises/ Experiments**

(Minimum 10 Exercises (at least 2 questions from each part I, II, III & IV)) : 2 Hrs/week

I. Assembly Language Programming Exercises/Experiments using 8086 Trainer kit

1. Implementation of simple decimal arithmetic and bit manipulation operations.
2. Implementation of code conversion between BCD, Binary, Hexadecimal and ASCII.
3. Implementation of searching and sorting of 16-bit numbers.

II. Exercises/Experiments using MASM (PC Required)

4. Study of Assembler and Debugging commands.
5. Implementation of decimal arithmetic (16 and 32 bit) operations.
6. Implementation of String manipulations.
7. Implementation of searching and sorting of 16-bit numbers.

III. Interfacing Exercises/Experiments with 8086 trainer kit through Assembly Language Programming

8. Interfacing with stepper motor - Rotate through any given sequence.
9. Interfacing with 8255 (mode0 and mode1 only).
10. Interfacing with 8279 (Rolling message, 2 key lockout and N-key rollover implementation).

11. Interfacing with Digital-to-Analog Converter.

IV. Exercises/Experiments using 8051 trainer kit

12. Familiarization of 8051 trainer kit by executing simple Assembly Language programs such as decimal arithmetic and bit manipulation.
13. Implementation of Timer programming (in mode1).

SYSTEM SOFTWARE LAB: List of Exercises/ Experiments

(Minimum 8 Exercises (at least 3 and 5 questions from each part V and VI)) : 2

Hrs/week

V. Exercises/Experiments from operating system

1. Simulate the following non-preemptive CPU scheduling algorithms to find turnaround time and waiting time.
 - a) FCFS b) SJF c) Round Robin (pre-emptive) d) Priority
2. Simulate the following file allocation strategies.
 - a) Sequential b) Indexed c) Linked
3. Implement the different paging techniques of memory management.
4. Simulate the following file organization techniques
 - a) Single level directory b) Two level directory c) Hierarchical
5. Implement the banker's algorithm for deadlock avoidance.
6. Simulate the following disk scheduling algorithms.
 - a) FCFS b) SCAN c) C-SCAN
7. Simulate the following page replacement algorithms:
 - a) FIFO b) LRU c) LFU

VI. Exercises/Experiments from assemblers, loaders and macroprocessor

1. Implement pass one of a two pass assembler.
2. Implement pass two of a two pass assembler.
3. Implement a single pass assembler.
4. Implement a two pass macro processor
5. Implement a single pass macro processor.
6. Implement an absolute loader.
7. Implement a relocating loader

CSL 333	DATABASE MANAGEMENT SYSTEMS LAB	Category	L	T	P	Credits	Year of introduction
		PCC	0	0	4	2	2019

Preamble:

The Database Management Systems course is intended to impart the elementary concepts of a database management system to students and equip them to design and implement a database application based on those concepts. This course helps the learners to get practical exposure on database creation, SQL queries creation, transaction processing and NoSQL & MongoDB based operations. The course enables the students to create, manage and administer the databases, develop necessary tools for the design and development of the databases, and to understand emerging technologies to handle Big Data.

Prerequisite: A sound knowledge of the basics of relational DBMS.

Course Outcomes: After the completion of the course the student will be able to

CO#	Course Outcomes
CO1	Design database schema for a given real world problem-domain using standard design and modeling approaches. (Cognitive Knowledge Level: Apply)
CO2	Construct queries using SQL for database creation, interaction, modification, and updation. (Cognitive Knowledge Level: Apply)
CO3	Design and implement triggers and cursors. (Cognitive Knowledge Level: Apply)
CO4	Implement procedures, functions, and control structures using PL/SQL. (Cognitive Knowledge Level: Apply)
CO5	Perform CRUD operations in NoSQL Databases. (Cognitive Knowledge Level: Apply)
CO6	Develop database applications using front-end tools and back-end DBMS. (Cognitive Knowledge Level: Create)

Mapping of course outcomes with program outcomes

	PO1	PO2	PO3	PO4	PO5	PO6	PO7	PO8	PO9	PO10	PO11	PO12
CO1	☑	☑	☑		☑			☑		☑		☑
CO2	☑	☑	☑		☑			☑		☑		☑
CO3	☑	☑	☑	☑	☑			☑		☑		☑
CO4	☑	☑	☑	☑	☑			☑		☑		☑
CO5	☑	☑	☑		☑			☑		☑		☑
CO6	☑	☑	☑	☑	☑	☑		☑	☑	☑	☑	☑

Abstract POs defined by National Board of Accreditation			
PO#	Broad PO	PO#	Broad PO
PO1	Engineering Knowledge	PO7	Environment and Sustainability
PO2	Problem Analysis	PO8	Ethics
PO3	Design/Development of solutions	PO9	Individual and team work
PO4	Conduct investigations of complex problems	PO10	Communication
PO5	Modern tool usage	PO11	Project Management and Finance
PO6	The Engineer and Society	PO12	Life long learning

Assessment Pattern:

Bloom's Category	Continuous Assessment Test (Internal Exam) Percentage	End Semester Examination Percentage
Remember	20	20
Understand	20	20
Apply	60	60
Analyse		
Evaluate		
Create		

Mark Distribution

Total Marks	CIE Marks	ESE Marks	ESE Duration
150	75	75	3 hours

Continuous Internal Evaluation Pattern:

Attendance	: 15 marks
Continuous Evaluation in Lab	: 30 marks
Continuous Assessment Test	: 15 marks
Viva-voce	: 15 marks

Internal Examination Pattern : The marks will be distributed as Schema/Logic: 30 marks, Program/Queries: 20 marks, Output: 20 marks, and Viva: 30 marks. Total 100 marks which will be converted out of 15 while calculating Internal Evaluation marks.

End Semester Examination Pattern:

The marks will be distributed as Schema/Logic: 30 marks, Program/Queries: 20 marks, Output: 20 marks, and Viva: 30 marks. Total 100 marks will be converted out of 75 for the End Semester Examination.

DBMS software: Oracle, MySQL, SQL Server, PostgreSQL, MongoDB.

Front end Tool: Java

Fair Lab Record:

All Students attending the DBMS Lab should have a Fair Record. The fair record should be produced in the University Lab Examination. Every experiment conducted in the lab should be noted in the fair record. For every experiment in the fair record, the right hand page should contain Experiment Heading, Experiment Number, Date of Experiment, Aim of Experiment, Schemas/Menu & Form Design, and Query questions. The left hand page should contain Queries and sample output(relations created, Form, and Menu Output) obtained for a set of input.

Syllabus

1. Design a database schema for an application with ER diagram from a problem description **.
2. Creation, modification, configuration, and deletion of databases using UI and SQL Commands **.
3. Creation of database schema - DDL (create tables, set constraints, enforce relationships, create indices, delete and modify tables). Export ER diagram from the database and verify relationships** (with the ER diagram designed in step 1).

4. Database initialization - Data insert, Data import to a database (bulk import using UI and SQL Commands)**.
5. Practice SQL commands for DML (insertion, updating, altering, deletion of data, and viewing/querying records based on condition in databases)**.
6. Implementation of built-in functions in RDBMS**.
7. Implementation of various aggregate functions in SQL**.
8. Implementation of Order By, Group By & Having clause **.
9. Implementation of set operators nested queries, and join queries **.
10. Implementation of queries using temp tables.
11. Practice of SQL TCL commands like Rollback, Commit, Savepoint **.
12. Practice of SQL DCL commands for granting and revoking user privileges **.
13. Practice of SQL commands for creation of views and assertions ** .
14. Implementation of various control structures like IF-THEN, IF-THEN-ELSE, IF-THEN-ELSIF, CASE, WHILE using PL/SQL **.
15. Creation of Procedures, Triggers and Functions**.
16. Creation of Packages **.
17. Creation of Cursors **.
18. Creation of PL/SQL blocks for exception handling **.
19. Database backup and restore using commands.
20. Query analysis using Query Plan/Show Plan.
21. Familiarization of NoSQL Databases and CRUD operations**.
22. Design a database application using any front end tool for any problem selected. The application constructed should have five or more tables**.

** mandatory

Text Books

1. Elmasri R. and S. Navathe, Database Systems: Models, Languages, Design and Application Programming, Pearson Education, 2013.
2. Sliberschatz A., H. F. Korth and S. Sudarshan, Database System Concepts, 6/e, McGraw Hill, 2011.

References

1. Adam Fowler, NoSQL for Dummies, John Wiley & Sons, 2015
2. NoSQL Data Models: Trends and Challenges (Computer Engineering: Databases and Big Data), Wiley, 2018

Practice Questions

Design a normalized database schema for the following requirement.

The requirement: A library wants to maintain the record of books, members, book issue, book return, and fines collected for late returns, in a database. The database can be loaded with book information. Students can register with the library to be a member. Books can be issued to students with a valid library membership. A student can keep an issued book with him/her for a maximum period of two weeks from the date of issue, beyond which a fine will be charged. Fine is calculated based on the delay in days of return. For 0-7 days: Rs 10, For 7 – 30 days: Rs 100, and for days above 30 days: Rs 10 will be charged per day.

Sample Database Design

BOOK (**Book_Id**, Title, Language_Id, MRP, Publisher_Id, Published_Date, Volume, Status) // Language_Id, Publisher_Id are FK (Foreign Key)

AUTHOR(Author_Id, Name, Email, Phone_Number, Status)

BOOK_AUTHOR(Book_Id, Author_Id) // many-to-many relationship, both columns are PKFK (Primary Key and Foreign Key)

PUBLISHER(Publisher_id, Name, Address)

MEMBER(Member_Id, Name, Branch_Code, Roll_Number, Phone_Number, Email_Id, Date_of_Join, Status)

BOOK_ISSUE(Issue_Id, Date_Of_Issue, Book_Id, Member_Id, Expected_Date_Of_Return, Status) // Book+Id and Member_Id are FKs

BOOK_RETURN(Issue_Id, Actual_Date_Of_Return, LateDays, LateFee) // Issue_Id is PK and FK

LANGUAGE(Language_id, Name) //Static Table for storing permanent data

LATE_FEE_RULE(FromDays, ToDays, Amount) // Composite Key

EXERCISES

1. Create a normalized database design with proper tables, columns, column types, and constraints
2. Create an ER diagram for the above database design.
3. Write SQL commands to
 - a. Create a database by name *Library*. Drop the database and re-create it.
 - b. Create DDL statements and create the tables and constraints (from the design) in the database created in step-a (*Library*)

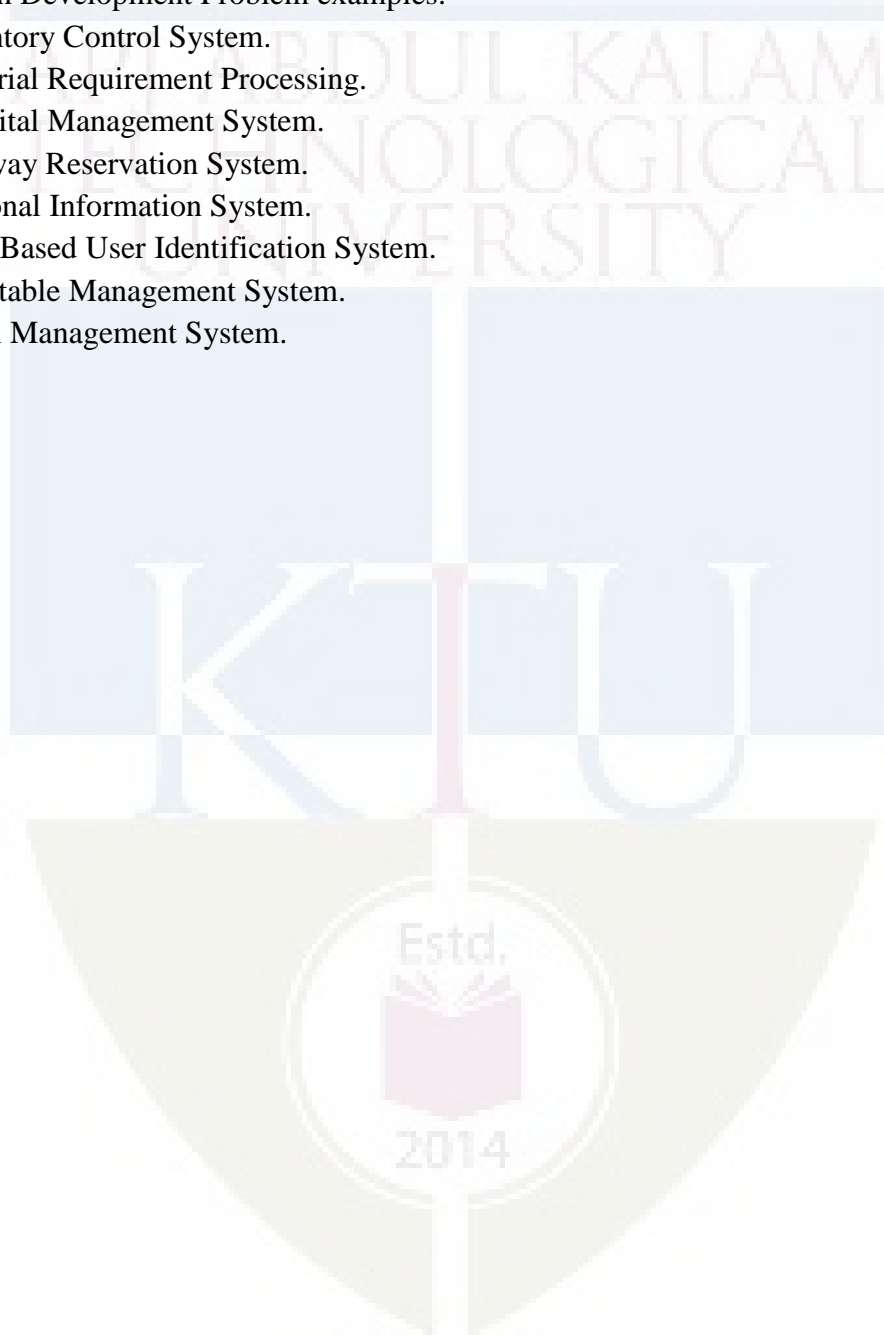
Notes: [Create a script file and execute it. Create the script file in such a way that,,if the table exists, drop the tables and recreate)]

- c. Create and execute DROP TABLE command in tables with and without FOREIGN KEY constraints.
 - d. Create and execute ALTER TABLE command in tables with data and without data.
 - e. Create and execute SQL commands to build indices on Member_Id and Book_Id on table Book_Issue.
 - f. Create and execute GRANT/REVOKE commands on tables.
 - g. Create and execute SQL commands to insert data into each of the tables designed
 - h. Learn and execute bulk import of data to tables from CSV files (insert 1000 records of books into the BOOK table from a CSV file).
 - i. Create and execute UPDATE/DELETE commands on tables. Try to update/delete rows with Primary and Foreign Keys. Try bulk updates or deletes using SQL UPDATE statement
4. Write SQLQuery to retrieve the following information
 - a. Get the number of books written by a given author
 - b. Get the list of publishers and the number of books published by each publisher
 - c. Get the names of authors who jointly wrote more than one book.
 - d. Get the list of books that are issued but not returned
 - e. Get the list of students who reads only 'Malayalam' books
 - f. Get the total fine collected for the current month and current quarter
 - g. Get the list of students who have overdue (not returned the books even on due date)
 - h. Calculate the fine (as of today) to be collected from each overdue book.
 - i. Members who joined after Jan 1 2021 but has not taken any books
 5. Book return should insert an entry into the Book_Return table and also update the status in Book_Issue table as 'Returned'. Create a database *TRANSACTION* to do this operation (stored procedure).
 6. Create a database view 'Available_Books', which will list out books that are currently available in the library
 7. Create a database procedure to add, update and delete a book to the Library database (use parameters).
 8. Use cursors and create a procedure to print Books Issue Register (page wise – 20 rows in a page)
 9. Create a history table (you may use the same structure without any keys) for the MEMBER table and copy the original values of the row being updated to the history table using a TRIGGER.
 10. NoSQL Exercise
 - a. Practice Mongo DB CRUD operations. Refer:
<https://docs.mongodb.com/manual/crud/>

- b. You may use a MongoDB local installation or cloud MongoDB services like MongoDB Atlas for this exercise
- c. For documentation: Refer: <https://docs.mongodb.com/manual/introduction/>

11. Application Development Problem examples:

- 1) Inventory Control System.
- 2) Material Requirement Processing.
- 3) Hospital Management System.
- 4) Railway Reservation System.
- 5) Personal Information System.
- 6) Web Based User Identification System.
- 7) Timetable Management System.
- 8) Hotel Management System.



APJ ABDUL KALAM
TECHNOLOGICAL
UNIVERSITY

SEMESTER V

MINOR



CST 381	CONCEPTS IN SOFTWARE ENGINEERING	Category	L	T	P	Credit	Year of Introduction
		VAC	3	1	0		

Preamble: This course provides fundamental knowledge in the Software Development Process. It covers Software Development, Quality Assurance and Project Management concepts. This course enables the learners to apply state of the art industry practices in Software development.

Prerequisite: Basic understanding of Object Oriented Design and Development.

Course Outcomes: After the completion of the course the student will be able to

CO1	Differentiate Traditional and Agile Software Development approaches (Cognitive Knowledge Level: Understand)
CO2	Prepare Software Requirement Specification and Software Design for a given problem. (Cognitive Knowledge Level: Apply)
CO3	Justify the significance of design patterns and licensing terms in software development, prepare testing, maintenance and DevOps strategies for a project. (Cognitive Knowledge Level: Apply)
CO4	Make use of software project management concepts while planning, estimation, scheduling, tracking and change management of a project, with proper application of SCRUM, Kanban and Lean frameworks. (Cognitive Knowledge Level: Apply)
CO5	Utilize SQA practices, Process Improvement techniques and Technology improvements namely cloud based software model and containers & microservices in a Software Development Process. (Cognitive Knowledge Level: Apply)

Mapping of course outcomes with program outcomes

	PO1	PO2	PO3	PO4	PO5	PO6	PO7	PO8	PO9	PO10	PO11	PO12
CO1	☑	☑	☑	☑		☑						☑
CO2	☑	☑	☑	☑		☑				☑	☑	☑

CO3	✓	✓	✓	✓				✓		✓	✓	✓
CO4	✓	✓	✓	✓		✓			✓	✓	✓	✓
CO5	✓	✓	✓	✓		✓						✓

Abstract POs defined by National Board of Accreditation			
PO#	Broad PO	PO#	Broad PO
PO1	Engineering Knowledge	PO7	Environment and Sustainability
PO2	Problem Analysis	PO8	Ethics
PO3	Design/Development of solutions	PO9	Individual and team work
PO4	Conduct investigations of complex problems	PO10	Communication
PO5	Modern tool usage	PO11	Project Management and Finance
PO6	The Engineer and Society	PO12	Lifelong learning

Assessment Pattern

Bloom's Category	Continuous Assessment Tests		End Semester Examination Marks
	Test1 (Percentage)	Test2 (Percentage)	
Remember	30	30	30
Understand	30	30	30

Apply	40	40	40
Analyse			
Evaluate			
Create			

Mark Distribution

Total Marks	CIE Marks	ESE Marks	ESE Duration
150	50	100	3 hours

Continuous Internal Evaluation Pattern:

Attendance : **10 marks**

Continuous Assessment Tests : **25 marks**

Continuous Assessment Assignment : **15 marks** (Each student shall identify a software development problem and prepare Requirements Specification, Design Document, Project Plan and Test case documents for the identified problem as the assignment.)

Internal Examination Pattern:

Each of the two internal examinations has to be conducted out of 50 marks.

First Internal Examination shall be preferably conducted after completing the first half of the syllabus and the Second Internal Examination shall be preferably conducted after completing the remaining part of the syllabus.

There will be two parts: Part A and Part B. Part A contains 5 questions (preferably, 2 questions each from the completed modules and 1 question from the partly covered module), having 3 marks for each question adding up to 15 marks for part A. Students should answer all questions from Part A. Part B contains 7 questions (preferably, 3 questions each from the completed modules and 1 question from the partly covered module), each with 7 marks. Out of the 7 questions in Part B, a student should answer any 5.

End Semester Examination Pattern:

There will be two parts; Part A and Part B. Part A contains 10 questions with 2 questions from each module, having 3 marks for each question. Students should answer all questions. Part B contains 2 questions from each module of which a student should answer any one. Each question can have a maximum of 2 subdivisions and carries 14 marks.

Syllabus**Module 1 : Introduction to Software Engineering (8 hours)**

Introduction to Software Engineering - Professional software development, Software engineering ethics. Software process models - The waterfall model, Incremental development. Process activities - Software specification, Software design and implementation, Software validation, Software evolution. Coping with change - Prototyping, Incremental delivery, Boehm's Spiral Model. Agile software development - Agile methods, agile manifesto - values and principles. Agile development techniques, Agile Project Management. Case studies : An insulin pump control system. Mentcare - a patient information system for mental health care.

Module 2 : Requirement Analysis and Design (10 hours)

Functional and non-functional requirements, Requirements engineering processes. Requirements elicitation, Requirements validation, Requirements change, Traceability Matrix. Developing use cases, Software Requirements Specification Template, Personas, Scenarios, User stories, Feature identification. Design concepts - Design within the context of software engineering, Design Process, Design concepts, Design Model. Architectural Design - Software Architecture, Architectural Styles, Architectural considerations, Architectural Design Component level design - What is a component?, Designing Class-Based Components, Conducting Component level design, Component level design for web-apps. Template of a Design Document as per "IEEE Std 1016-2009 IEEE Standard for Information Technology Systems Design Software Design Descriptions". Case study: The Ariane 5 launcher failure.

Module 3 : Implementation and Testing (12 hours)

Object-oriented design using the UML, Design patterns, Implementation issues, Open-source development - Open-source licensing - GPL, LGPL, BSD. Review Techniques - Cost impact of Software Defects, Code review and statistical analysis. Informal Review, Formal Technical Reviews, Post-mortem evaluations. Software testing strategies - Unit Testing, Integration Testing, Validation testing, System testing, Debugging, White box testing, Path testing, Control Structure testing, Black box testing, Testing Documentation and Help facilities. Test automation, Test-driven development, Security testing. Overview of DevOps and Code Management - Code management, DevOps automation, CI/CD/CD. Software Evolution - Evolution processes, Software maintenance.

Module 4 : Software Project Management (8 hours)

Software Project Management - Risk management, Managing people, Teamwork. Project Planning, Software pricing, Plan-driven development, Project scheduling, Agile planning. Estimation techniques, COCOMO cost modeling. Configuration management, Version management, System building, Change management, Release management, Agile software management - SCRUM framework. Kanban methodology and lean approaches.

Module 5 : Software Quality and Process Improvement (6 hours)

Software Quality, Software Quality Dilemma, Achieving Software Quality Elements of Software Quality Assurance, SQA Tasks , Software measurement and metrics. Software Process Improvement(SPI), SPI Process CMMI process improvement framework, ISO 9001:2000 for Software.

Text Books

1. Book 1 - Ian Sommerville, Software Engineering, Pearson Education, Tenth edition, 2015.
2. Book 2 - Roger S. Pressman, Software Engineering : A practitioner's approach, McGraw Hill publication, Eighth edition, 2014
3. Book 3 - Ian Sommerville, Engineering Software Products: An Introduction to Modern Software Engineering, Pearson Education, First Edition, 2020.

References

1. IEEE Std 830-1998 - IEEE Recommended Practice for Software Requirements Specifications
2. IEEE Std 1016-2009 IEEE Standard for Information Technology—Systems Design—Software Design Descriptions
3. David J. Anderson, Kanban, Blue Hole Press 2010
4. David J. Anderson, Agile Management for Software Engineering, Pearson, 2003
5. Walker Royce, Software Project Management : A unified framework, Pearson Education, 1998
6. Steve. Denning, The age of agile, how smart companies are transforming the way work gets done. New York, Amacom, 2018.
7. Satya Nadella, Hit Refresh: The Quest to Rediscover Microsoft's Soul and Imagine a Better Future for Everyone, Harper Business, 2017
8. Henrico Dolfing, Project Failure Case Studies: Lessons learned from other people's mistakes, Kindle edition
9. Mary Poppendieck, Implementing Lean Software Development: From Concept to Cash, Addison-Wesley Signature Series, 2006
10. StarUML documentation - <https://docs.staruml.io/>
11. OpenProject documentation - <https://docs.openproject.org/>

12. BugZilla documentation - <https://www.bugzilla.org/docs/>
13. GitHub documentation - <https://guides.github.com/>
14. Jira documentation - <https://www.atlassian.com/software/jira>

Course Level Assessment Questions

Course Outcome 1 (CO1):

1. What are the advantages of an incremental development model over a waterfall model?
2. Compare agile software development with traditional software development?

Course Outcome 2 (CO2):

1. How to prepare a software requirement specification?
2. Differentiate between Architectural design and Component level design.
3. How do agile approaches help software developers to capture and define the user requirements effectively?
4. What is the relevance of the SRS specification in software development?
5. Prepare a use case diagram for a library management system.

Course Outcome 3 (CO3):

1. Differentiate between the different types of software testing strategies.
2. What are the benefits of DevOps?
3. How do design patterns help software architects communicate the design of a complex system effectively?
4. What are the proactive approaches one can take to optimise efforts in the testing phase?

Course Outcome 4 (CO4):

1. What are the activities involved in software project management?
2. What is the need for SCRUM, Kanban and Lean methodologies?
3. What are the benefits of rolling level planning in software project management and how would you implement it?
4. How would you assess the risks in your software development project? How would you plan for risk mitigation and contingency?

Course Outcome 5 (CO5):

1. What is the importance of Software Process improvement?
2. How will retrospectives help in improving the software development process?
3. What are the important skills required for the SQA role?
4. How would you use project history data as a prediction tool to plan future projects?

Model Question Paper

QP CODE:

Reg No: _____

Name : _____

PAGES : 3

**APJ ABDUL KALAM TECHNOLOGICAL UNIVERSITY
FIFTH SEMESTER B.TECH DEGREE EXAMINATION(MINOR), MONTH & YEAR**

Course Code: CST 381

Course Name: Concepts in Software Engineering

Duration: 3 Hrs

Max. Marks : 100

PART A

Answer all Questions. Each question carries 3 Marks

1. Explain why professional software that is developed for a customer is not simply the programs that have been developed and delivered
2. Incremental software development could be very effectively used for customers who do not have a clear idea about the systems needed for their operations. Discuss.
3. Identify and briefly describe four types of requirements that may be defined for a computer based system.
4. Describe software architecture in your own words.
5. What are the major differences between GPL and LGPL?
6. Compare between white box testing and black box testing.
7. What is the importance of risk management in software project management?
8. Explain COCOMO cost estimation model
9. Describe the software quality dilemma in your own words
10. Which are the levels of the CMMI model?

(10x3=30)

Part B

(Answer any one question from each module. Each question carries 14 marks)

11. (a) Compare between waterfall model and spiral model (8)
- (b) Explain Agile methods and Agile manifesto (6)
- OR**
12. (a) Explain software process activities (7)
- (b) Explain Agile Development techniques and Agile Project Management. (7)
13. (a) What are functional and nonfunctional requirements? Imagine that you are developing a library management software for your college, identify at least 8 functional requirements and 4 nonfunctional requirements. (10)
- (b) What are the contents of a software requirement specification? (4)
- OR**
14. (a) Explain Personas, Scenarios, User stories and Feature identification? (8)
- (b) Compare between Software Architecture design and Component level design (6)
15. (a) Describe the formal and informal review techniques in detail. (6)
- (b) Explain various software testing strategies. (8)
- OR**
16. (a) Explain DevOps CI/CD/CD in detail. (8)
- (b) Explain test driven development. (6)
17. (a) What is a critical path and demonstrate its significance in a project schedule with the help of a sample project schedule. (6)
- (b) Explain plan driven development and project scheduling (6)

OR

18. (a) Explain the SCRUM framework. (8)
- (b) What is algorithmic cost modeling? What problems does it suffer from when compared with other approaches to cost estimation? (6)
19. (a) Explain elements of Software Quality Assurance and SQA Tasks. (8)
- (b) Explain the SPI process. (6)

OR

20. (a) Compare between CMMI and ISO 9001:2000 (8)
- (b) Compare Quality Control and Quality Assurance. (6)

Teaching Plan [44 hours]		
Module 1 : Introduction to Software Engineering (8 hours)		Hours
1.1	Introduction to Software Engineering. [Book 1, Chapter 1]	1 hour
1.2	Software process models [Book 1 - Chapter 2]	1 hour
1.3	Process activities [Book 1 - Chapter 2]	1 hour
1.4	Coping with change [Book 1 - Chapter 2, Book 2 - Chapter 4]	1 hour
1.5	Agile software development [Book 1 - Chapter 3]	1 hour
1.6	Agile development techniques [Book 1 - Chapter 3]	1 hour
1.7	Agile Project Management.[Book 1 - Chapter 3]	1 hour
1.8	Case studies : An insulin pump control system. Mentcare - a patient information system for mental health care. [Book 1 - Chapter 1]	1 hour
Module 2 : Requirement Analysis and Design (10 hours)		
2.1	Functional and non-functional requirements, Requirements engineering processes [Book 1 - Chapter 4]	1 hour

2.2	Requirements elicitation, Requirements validation, Requirements change, Traceability Matrix [Book 1 - Chapter 4]	1 hour
2.3	Developing use cases, Software Requirements Specification Template [Book 2 - Chapter 8]	1 hour
2.4	Personas, Scenarios [Book 3 - Chapter 3]	1 hour
2.5	User stories, Feature identification [Book 3 - Chapter 3]	1 hour
2.6	Design concepts [Book 2 - Chapter 12]	1 hour
2.7	Architectural Design [Book 2 - Chapter 13]	1 hour
2.8	Component level design [Book 2 - Chapter 14]	1 hour
2.9	Component level design, Design Document Template. [Book 2 - Chapter 14, Ref - 2]	1 hour
2.10	Case study: The Ariane 5 launcher failure. [Book 2 - Chapter 16]	1 hour
Module 3 : Implementation and Testing (12 hours)		
3.1	Object-oriented design using the UML, Design patterns [Book 1 - Chapter 7]	1 hour
3.2	Implementation issues, Open-source development - Open-source licensing - GPL, LGPL, BSD [Book 1 - Chapter 7]	1 hour
3.3	Review Techniques - Cost impact of Software Defects, Code review. [Book 2 - Chapter 20]	1 hour
3.4	Informal Review, Formal Technical Reviews, Post-mortem evaluations. [Book 2 - Chapter 20]	1 hour
3.5	Software testing strategies [Book 2 - Chapter 22]	1 hour
3.6	Software testing strategies [Book 2 - Chapter 22]	1 hour
3.7	White box testing, Path testing, Control Structure testing [Book 2 - Chapter 23]	1 hour
3.8	Black box testing. Test documentation [Book 2 - Chapter 23]	1 hour
3.9	Test automation, Test-driven development [Book 3 - Chapter 9]	1 hour
3.10	Security testing. DevOps and Code Management [Book 3 - Chapter 9, Chapter 10]	1 hour
3.11	DevOps and Code Management - Code management, DevOps automation, CI/CD/CD. [Book 3 - Chapter 10]	1 hour

3.12	Software Evolution - Evolution processes, Software maintenance. [Book 1 - Chapter 9]	1 hour
Module 4 : Software Project Management (8 hours)		
4.1	Software Project Management - Risk management, Managing people, Teamwork [Book 1 - Chapter 22]	1 hour
4.2	Project Planning - Software pricing, Plan-driven development, Project scheduling, Agile planning [Book 1 - Chapter 23]	1 hour
4.3	Estimation techniques [Book 1 - Chapter 23]	1 hour
4.4	Configuration management [Book 1 - Chapter 25]	1 hour
4.5	Agile software management - SCRUM framework [Book 2 - Chapter 5]	1 hour
4.6	Agile software management - SCRUM framework [Book 2 - Chapter 5]	1 hour
4.7	Kanban methodology and lean approaches. [Ref 9 - Chapter 2]	1 hour
4.8	Kanban methodology and lean approaches.[Ref 9 - Chapter 2]	1 hour
Module 5 : Software Quality, Process Improvement and Technology trends (6 hours)		
5.1	Software Quality, Software Quality Dilemma, Achieving Software Quality. [Book 2 - Chapter 19]	1 hour
5.2	Elements of Software Quality Assurance, SQA Tasks [Book 3 - Chapter 21]	1 hour
5.3	Software measurement and metrics. [Book 3 - Chapter 21]	1 hour
5.4	Software Process Improvement(SPI), SPI Process[Book 2 - Chapter 37]	1 hour
5.5	Software Process Improvement(SPI), SPI Process[Book 2 - Chapter 37]	1 hour
5.6	CMMI process improvement framework, ISO 9001:2000 for Software. [Book 2 - Chapter 37]	1 hour

CST 383	CONCEPTS IN MACHINE LEARNING	Category	L	T	P	Credit	Year of introduction
		VAC	3	1	0	4	2019

Preamble: This course enables the learners to understand the fundamental concepts and algorithms in machine learning. The course covers the standard and most popular supervised learning algorithms such as linear regression, logistic regression, decision trees, Bayesian learning & the naive Bayes algorithm, support vector machines & kernels, basic clustering algorithms and dimensionality reduction methods. This course helps the students to provide machine learning based solutions to real world problems.

Prerequisite: Familiarity with basics in linear algebra, probability and Python programming.

Course Outcomes	
CO1	Illustrate Machine Learning concepts and basic parameter estimation methods. (Cognitive Knowledge Level: Apply)
CO2	Demonstrate supervised learning concepts (regression, linear classification). (Cognitive Knowledge Level: Apply)
CO3	Illustrate the concepts of Multilayer neural network and Support Vector Machine (Cognitive Knowledge Level: Apply)
CO4	Describe unsupervised learning concepts and dimensionality reduction techniques. (Cognitive Knowledge Level: Apply)
CO5	Solve real life problems using appropriate machine learning models and evaluate the performance measures (Cognitive Knowledge Level: Apply)

Mapping of course outcomes with program outcomes

	PO1	PO2	PO3	PO4	PO5	PO6	PO7	PO8	PO9	PO10	PO11	PO12
CO1	☑	☑	☑	☑	☑							☑
CO2	☑	☑	☑	☑	☑							☑
CO3	☑	☑	☑	☑	☑							☑

CO4	☑	☑	☑	☑	☑							☑
CO5	☑	☑	☑	☑	☑	☑						☑

Abstract POs defined by National Board of Accreditation			
PO#	Broad PO	PO#	Broad PO
PO1	Engineering Knowledge	PO7	Environment and Sustainability
PO2	Problem Analysis	PO8	Ethics
PO3	Design/Development of solutions	PO9	Individual and team work
PO4	Conduct investigations of complex problems	PO10	Communication
PO5	Modern tool usage	PO11	Project Management and Finance
PO6	The Engineer and Society	PO12	Life long learning

Assessment Pattern

Bloom's Category	Continuous Assessment Tests		End Semester Examination Marks
	Test1 (Percentage)	Test2 (Percentage)	
Remember	30	30	30
Understand	30	30	30
Apply	40	40	40
Analyse			
Evaluate			
Create			

Mark Distribution

Total Marks	CIE Marks	ESE Marks	ESE Duration
150	50	100	3 hours

Continuous Internal Evaluation Pattern:

Attendance : 10 marks
 Continuous Assessment Tests : 25 marks

Continuous Assessment Assignment : **15 marks**

Internal Examination Pattern:

Each of the two internal examinations has to be conducted out of 50 marks

First Internal Examination shall be preferably conducted after completing the first half of the syllabus and the Second Internal Examination shall be preferably conducted after completing remaining part of the syllabus.

There will be two parts: Part A and Part B. Part A contains 5 questions (preferably, 2 questions each from the completed modules and 1 question from the partly covered module), having 3 marks for each question adding up to 15 marks for part A. Students should answer all questions from Part A. Part B contains 7 questions (preferably, 3 questions each from the completed modules and 1 question from the partly covered module), each with 7 marks. Out of the 7 questions in Part B, a student should answer any 5.

End Semester Examination Pattern:

There will be two parts; Part A and Part B. Part A contains 10 questions with 2 questions from each module, having 3 marks for each question. Students should answer all questions. Part B contains 2 questions from each module of which a student should answer any one. Each question can have maximum 2 sub-divisions and carry 14 marks.

Syllabus

Module-1 (Overview of machine learning)

Machine learning paradigms-supervised, semi-supervised, unsupervised, reinforcement learning. Basics of parameter estimation - maximum likelihood estimation(MLE) and maximum a posteriori estimation(MAP). Introduction to Bayesian formulation.

Module-2 (Supervised Learning)

Regression - Linear regression with one variable, Linear regression with multiple variables, solution using gradient descent algorithm and matrix method, basic idea of overfitting in regression. Linear Methods for Classification- Logistic regression, Perceptron, Naive Bayes, Decision tree algorithm ID3.

Module-3 (Neural Networks (NN) and Support Vector Machines (SVM))

NN - Multilayer feed forward network, Activation functions (Sigmoid, ReLU, Tanh), Backpropagation algorithm.

SVM - Introduction, Maximum Margin Classification, Mathematics behind Maximum Margin Classification, Maximum Margin linear separators, soft margin SVM classifier, non-linear SVM, Kernels for learning non-linear functions, polynomial kernel, Radial Basis Function(RBF).

Module-4 (Unsupervised Learning)

Clustering - Similarity measures, Hierarchical Agglomerative Clustering, K-means partitioned clustering, Expectation maximization (EM) for soft clustering. Dimensionality reduction – Principal Component Analysis, factor Analysis, Multidimensional scaling, Linear Discriminant Analysis.

Module-5 (Classification Assessment)

Classification Performance measures - Precision, Recall, Accuracy, F-Measure, Receiver Operating Characteristic Curve(ROC), Area Under Curve(AUC). Bootstrapping, Cross Validation, Ensemble methods, Bias-Variance decomposition. Case Study: Develop a classifier for face detection.

Text Book

1. Ethem Alpaydin, Introduction to Machine Learning, 2nd edition, MIT Press 2010.
2. Mohammed J. Zaki and Wagner Meira, Data Mining and Analysis: Fundamental Concepts and Algorithms, Cambridge University Press, First South Asia edition, 2016.
3. Jake VanderPlas, Python Data Science Handbook, O'Reilly Media, 2016
4. Tom Mitchell, Machine Learning, McGraw-Hill, 1997.

Reference Books

1. Christopher Bishop. Neural Networks for Pattern Recognition, Oxford University Press, 1995.
2. Kevin P. Murphy. Machine Learning: A Probabilistic Perspective, MIT Press 2012.
3. Trevor Hastie, Robert Tibshirani, Jerome Friedman, The Elements Of Statistical Learning, Second edition Springer 2007.
4. P. Langley, Elements of Machine Learning, Morgan Kaufmann, 1995.
5. Richert and Coelho, Building Machine Learning Systems with Python.
6. Davy Cielen, Arno DB Meysman and Mohamed Ali. Introducing Data Science: Big Data, Machine Learning, and More, Using Python Tools, Dreamtech Press 2016.

Sample Course Level Assessment Questions

Course Outcome1(CO1):

1. A coin is tossed 100 times and lands heads 62 times. What is the maximum likelihood estimate for θ , the probability of heads.
2. Suppose data x_1, \dots, x_n are independent and identically distributed drawn from an exponential distribution $\text{exp}(\lambda)$. Find the maximum likelihood for λ .
3. Suppose x_1, \dots, x_n are independent and identically distributed(iid) samples from a distribution with density

$$f_X(x|\theta) = \begin{cases} \frac{\theta x^{\theta-1}}{3^\theta}, & 0 \leq x \leq 3 \\ 0, & \text{otherwise} \end{cases}$$

Find the maximum likelihood estimate(MLE) for θ .

4. Find the maximum likelihood estimator (MLE) and maximum a posteriori (MAP) estimator for the mean of a univariate normal distribution. Assume that we have N samples, x_1, \dots, x_N independently drawn from a normal distribution with known variance σ^2 and unknown mean μ and the prior distribution for the mean is itself a normal distribution with mean ν and variance β^2 . What happens to the MLE and MAP estimators as the number of samples goes to infinity.

Course Outcome 2 (CO2):

1. Explain the difference between (batch) gradient descent and stochastic gradient descent. Give an example of when you might prefer one over the other.
2. Suppose that you are asked to perform linear regression to learn the function that outputs y , given the D -dimensional input x . You are given N independent data points, and that all the D attributes are linearly independent. Assuming that D is around 100, would you prefer the closed form solution or gradient descent to estimate the regressor?
3. Suppose you have a three class problem where class label $y \in \{0, 1, 2\}$ and each training example X has 3 binary attributes $X_1, X_2, X_3 \in \{0, 1\}$. How many parameters (probability distribution) do you need to know to classify an example using the Naive Bayes classifier?

Course Outcome 3 (CO3):

1. What are support vectors and list any three properties of the support vector classifier solution?
2. Why do you use kernels to model a projection from attributes into a feature space, instead of simply projecting the dataset directly?
3. Describe how Support Vector Machines can be extended to make use of kernels. Illustrate with reference to the Gaussian kernel $K(x, y) = e^{-z}$, where $z = (x-y)^2$.

4. Briefly explain one way in which using tanh instead of logistic activations makes optimization easier.
5. ReLU activation functions are most used in neural networks instead of the tanh activation function. Draw both activation functions and give a) an advantage of the ReLU function compared to the tanh function. b) a disadvantage of the ReLU function compared to the tanh function.

Course Outcome 4(CO4):

1. Describe cluster analysis? Identify two applications where cluster analysis can be applied to multimedia data?
2. Given two objects represented by the tuples (22, 1, 42, 10) and (20, 0, 36, 8):
 - (i) Compute the Euclidean distance between the two objects.
 - (ii) Compute the Manhattan distance between the two objects.
3. Use PCA to reduce the dimension from 2 to 1 for the design matrix X .

$$X = \begin{bmatrix} 6 & -4 \\ -3 & 5 \\ -2 & 6 \\ 7 & -3 \end{bmatrix}$$

4. What is Principal Component Analysis (PCA)? Which eigen value indicates the direction of largest variance?
5. Suppose that one runs a principal component analysis on a data set and tells that the percentage of variance explained by the first 3 components is 80%. How is this percentage of variance explained?

Course Outcome 5 (CO5):

1. Suppose that you are contacted by a food processing company that wants you to develop a classifier that detects whether a rat is present in an image. You collect a large dataset of images by crawling the web, and have annotators determine which images contain rats. This set of images can then be used as the training set for your classifier.
 - a. Suggest a machine learning method to use for this classification task and evaluate its performance.
 - b. After you have delivered your solution to the company, they get back to you and complain that when they evaluate on a new test set, they get precision and recall values that are much lower than what you reported to them. Explain what might have gone wrong and propose remedial measures .
2. A real estate firm would like to build a system that predicts the sale prices of a house. They create a spreadsheet containing information about 1,500 house sales in the Kochi

area. In addition to the price, there are 10 features describing the house, such as number of bedrooms, total indoor area, lot area, a swimming pool, location, etc. Explain how you would implement a machine learning model that would solve this prediction task. Give all steps you would carry out when developing it. Explain why the model you built is probably useless in the long run.

3. For a classifier, the confusion matrix is given by:

	+	-
+	9	9
-	1	5

What is the precision, recall and accuracy of that classifier?

Model Question Paper

QP CODE:

PAGES:3

Reg No: _____

Name: _____

APJ ABDUL KALAM TECHNOLOGICAL UNIVERSITY
FIFTH SEMESTER B.TECH DEGREE EXAMINATION(MINOR), MONTH &
YEAR

Course Code: CST 383

Course Name: CONCEPTS IN MACHINE LEARNING

Max.Marks:100

Duration: 3

Hours

PART A

Answer all Questions. Each question carries 3 Marks

1. Define supervised learning? Name special cases of supervised learning depending on whether the inputs/outputs are categorical, or continuous.
2. Differentiate between Maximum Likelihood estimation (MLE) and Maximum a Posteriori (MAP) estimation?
3. What is overfitting and why is it a problem? Give an example of a method to reduce the risk of overfitting.
4. Specify the basic principle of gradient descent algorithm.
5. Suppose that you have a linear support vector machine(SVM) binary classifier. Consider a point that is currently classified correctly, and is far away from the decision boundary. If you

remove the point from the training set, and re-train the classifier, will the decision boundary change or stay the same? Justify your answer.

6. Mention the primary motivation for using the kernel trick in machine learning algorithms?
7. Expectation maximization (EM) is designed to find a maximum likelihood setting of the parameters of a model when some of the data is missing. Does the algorithm converge? If so, do you obtain a locally or globally optimal set of parameters?
8. Illustrate the strength and weakness of k-means algorithm.
9. Classifier A attains 100% accuracy on the training set and 70% accuracy on the test set. Classifier B attains 70% accuracy on the training set and 75% accuracy on the test set. Which one is a better classifier. Justify your answer.
10. How does bias and variance trade-off affect machine learning algorithms?

(10x3=30)

Part B

Answer any one Question from each module. Each question carries 14 Marks

11. a) Suppose that X is a discrete random variable with the following probability mass function: where $0 \leq \theta \leq 1$ is a parameter. The following 10 independent observations

X	0	1	2	3
$P(X)$	$2\theta/3$	$\theta/3$	$2(1-\theta)/3$	$(1-\theta)/3$

were taken from such a distribution: $(3, 0, 2, 1, 3, 2, 1, 0, 2, 1)$. What is the maximum likelihood estimate of θ . (6)

- b) A gamma distribution with parameters α, β has the following density function, where $\Gamma(t)$ is the gamma function.

$$p(x) = \frac{\beta^\alpha}{\Gamma(\alpha)} x^{\alpha-1} e^{-\beta x}$$

If the posterior distribution is in the same family as the prior distribution, then we say that the prior distribution is the conjugate prior for the likelihood function. Using the Gamma distribution as a prior, show that the Exponential distribution is a conjugate prior of the Gamma distribution. Also, find the maximum a posteriori estimator for the parameter of the Exponential distribution as a function of α and β . (8)

OR

12. a) Traffic between 8AM and 9AM at a certain place was measured by counting the number of vehicles that passed at that time. Suppose the counts follow a Poisson process. A random sample of 9 observations was collected, having observed the following number of vehicles: $(95, 100, 80, 70, 110, 98, 97, 90, 70)$. Derive the maximum likelihood estimator for the

average number of vehicles that pass by that place between 8 AM and 9 AM, and compute the corresponding estimate using the given sample. (7)

b) Find the maximum a posteriori (MAP) estimator for the mean of a univariate normal distribution. Assume that we have N samples, x_1, \dots, x_N independently drawn from a normal distribution with known variance σ^2 and unknown mean μ and the prior distribution for the mean is itself a normal distribution with mean ν and variance β^2 . (7)

13.a) Derive the gradient descent training rule assuming for the target function $o_d = w_0 + w_1x_1 + \dots + w_nx_n$. Define explicitly the squared cost/error function E , assuming that a set of training examples D is provided, where each training example $d \in D$ is associated with the target output t_d . (10)

b) How can we interpret the output of a two-class logistic regression classifier as a probability? (4)

OR

14. a) In a two-class logistic regression model, the weight vector $w = [4, 3, 2, 1, 0]$. We apply it to some object that we would like to classify; the vectorized feature representation of this object is $x = [-2, 0, -3, 0.5, 3]$. What is the probability, according to the model, that this instance belongs to the positive class? (6)

b) The following dataset can be used to train a classifier that determines whether a given person is likely to own a car or not. There are three features: education level (primary, secondary, or university); residence (city or country); gender (female, male).

education	residence	gender	has car?
sec	country	female	yes
univ	country	female	yes
prim	city	male	no
univ	city	male	no
sec	city	female	no
sec	country	male	yes
prim	country	female	yes
univ	country	male	yes
sec	city	male	yes
prim	city	female	no
univ	city	female	no
prim	country	male	yes

Find the root attribute and justify your answer (8)

15. a) Consider a support vector machine whose input space is 2-D, and the inner products are computed by means of the kernel $K(x, y) = (x \cdot y + 1)^2 - 1$, where $x \cdot y$ denotes the ordinary inner product. Show that the mapping to feature space that is implicitly defined by this kernel is the mapping to 5-D given by (10)

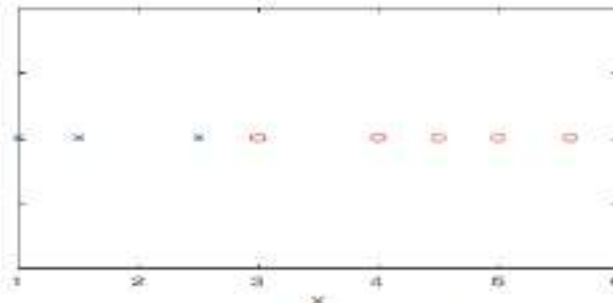
$$x = \begin{bmatrix} x_1 \\ x_2 \end{bmatrix} \rightarrow \phi(x) = \begin{bmatrix} x_1^2 \\ x_2^2 \\ \sqrt{2} x_1 x_2 \\ \sqrt{2} x_1 \\ \sqrt{2} x_2 \end{bmatrix}$$

b) What is the basic idea of a Support Vector Machine? (4)

OR

16. a) Explain how back propagation can be used to solve XOR problem which is not linearly separable. (8)

b) Consider the following one dimensional training data set, 'x' denotes negative examples and 'o' positive examples. The exact data points and their labels are given in the table. Suppose a SVM is used to classify this data. Indicate which are the support vectors and mark the decision boundary. Find the equation of the hyperplane. (6)



x	1	1.5	2.5	3	4	4.5	5	5.6
y	-1	-1	-1	1	1	1	1	1

17. a) Suppose that we have the following data (one variable). Use single linkage Agglomerative clustering to identify the clusters.
Daa: (2, 5, 9, 15, 16, 18, 25, 33, 33, 45). (8)

b) Given two objects represented by the tuples (22, 1, 42, 10) and (20, 0, 36, 8):
(i) Compute the Euclidean distance between the two objects.
(ii) Compute the Manhattan distance between the two objects.

(iii) Compute the Minkowski distance between the two objects, using $p = 3$ (6)

OR

18. a) Suppose that we have the following data:

<i>a</i>	<i>b</i>	<i>c</i>	<i>d</i>	<i>e</i>	<i>f</i>	<i>g</i>	<i>h</i>	<i>i</i>	<i>j</i>
(2,0)	(1,2)	(2,2)	(3,2)	(2,3)	(3,3)	(2,4)	(3,4)	(4,4)	(3,5)

Identify the cluster by applying the k-means algorithm, with $k = 2$. Try using initial cluster centers as far apart as possible. (10)

b) List the steps involved in Principal Component Analysis. (4)

19. a) Suppose the dataset had 9700 cancer-free images from 10000 images from cancer patients. Find precision, recall and accuracy? Is it a good classifier? Justify. (8)

Actual Class\ Predicted class	cancer = yes	cancer = no	Total
cancer = yes	90	210	300
cancer = no	140	9560	9700
Total	230	9770	10000

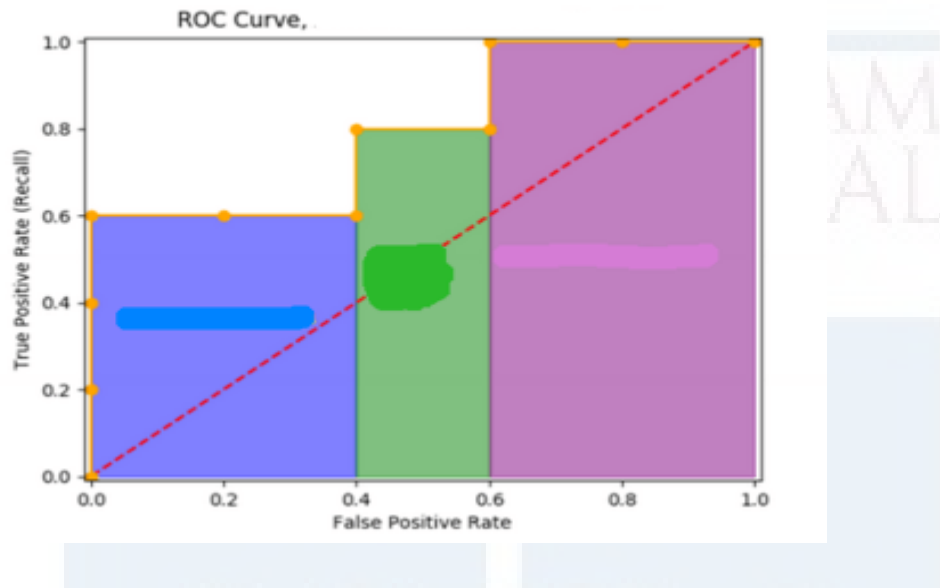
b) Suppose that you have a classification problem where our feature representation contains about 10,000,000 features. We would like to develop a classifier that can be deployed in a mobile phone, so preferably it should have a small memory footprint. Discuss one solution for how this can be done. (6)

OR

20. a) What are ROC space and ROC curve in machine learning? In ROC space, which points correspond to perfect prediction, always positive prediction and always negative prediction? Why? (6)

b) Suppose there are three classifiers A, B and C. The (FPR, TPR) measures of the three classifiers are as follows – A (0, 1), B (1, 1), C (1,0.5). Which can be considered as a perfect classifier? Justify your answer. (4)

c) Given the following ROC Curve? Find the AUC? (4)



Teaching Plan

No	Contents	No of Lecture Hrs
Module 1 :Overview of machine learning (7 hours)		
1.1	Supervised, semi-supervised, unsupervised learning, reinforcement learning (Text Book (TB) 1: Chapter 1)	1hour
1.2	Maximum likelihood estimation(MLE) (TB 1: Section 4.2)	1hour
1.3	Maximum likelihood estimation (MLE)- example (TB 1: Section 4.2)	1hour
1.4	Maximum a posteriori estimation(MAP) (TB 4: Section 6.2)	1hour
1.5	Maximum a posteriori estimation(MAP)-example (TB 4: Section 6.2)	1hour
1.6	Bayesian formulation (TB 1: Section 14.1, 14.2)	1hour
1.7	Bayesian formulation -example (TB 1: Section 14.1, 14.2)	1hour
Module 2 : Supervised Learning (8 hours)		

2.1	Linear regression with one variable (TB 1: Section 2.6)	1 hour
2.2	Multiple variables, Solution using gradient descent algorithm and matrix method (No derivation required) (TB 1: Section 5.8)	1 hour
2.3	Overfitting in regression, Lasso and Ridge regularization	1 hour
2.4	Logistic regression	1 hour
2.5	Perceptron	1 hour
2.6	Naive Bayes (TB 2: Section 18.2)	1 hour
2.7	Decision trees (TB 2: Chapter 19)	1 hour
2.8	Decision trees- ID3 algorithm (TB 2: Chapter 19)	1 hour
Module 3 : Neural Networks and Support Vector Machines (TB 2: Chapter 21) (11 hours)		
3.1	Multilayer Feed forward Network, Activation Functions (Sigmoid, ReLU, Tanh)	1 hour
3.2	Back Propagation Algorithm	1 hour
3.3	Illustrative Example for Back Propagation	1 hour
3.4	Introduction, Maximum Margin Hyperplane,	1 hour
3.5	Mathematics behind Maximum Margin Classification	1 hour
3.6	Formulation of maximum margin hyperplane and solution	1 hour
3.7	Soft margin SVM	1 hour
3.8	Solution of Soft margin SVM	1 hour
3.9	Non-linear SVM	1 hour
3.10	Kernels for learning non-linear functions and properties of kernel functions.	1 hour
3.11	Example Kernels functions- Linear, RBF, Polynomial.	1 hour
Module 4 : Unsupervised Learning (10 hours)		
4.1	Similarity measures- Minkowski distance measures(Manhattan, Euclidean), Cosine Similarity	1 hour
4.2	Clustering - Hierarchical Clustering (TB 2: Chapter 14)	1 hour
4.3	K-means partitional clustering (TB 2: Chapter 13)	1 hour
4.4	Expectation maximization (EM) for soft clustering (TB 2: Chapter 13)	1 hour
4.5	Expectation maximization (EM) for soft clustering (TB 2: Chapter 13)	1 hour

4.6	Dimensionality reduction – Principal Component Analysis (TB 1: Section 6.3)	1hour
4.7	Dimensionality reduction – Principal Component Analysis (TB 1: Section 6.3)	1hour
4.8	Factor Analysis (TB 1: Section 6.4)	1hour
4.9	Multidimensional scaling (TB 1: Section 6.5)	1hour
4.10	Linear Discriminant Analysis (TB 1: Section 6.6)	1hour
Module 5 : Classification Assessment (8 hours)		
5.1	Performance measures - Precision, Recall, Accuracy, F-Measure, ROC, AUC. (TB 2: Chapter 22.1)	1hour
5.2	Boot strapping, Cross validation	1hour
5.3	Ensemble methods- bagging	1hour
5.4	Ensemble methods- boosting	1hour
5.5	Bias-Variance decomposition (TB 2: Chapter 22.3)	1hour
5.6	Bias-Variance decomposition (TB 2: Chapter 22.3)	1hour
5.7	Face detection (TB 3: Chapter 5 Section Application: A Face Detection Pipeline)	1hour
5.8	Face detection (TB 3: Chapter 5 Section Application: A Face Detection Pipeline)	1hour



CST 385	CLIENT SERVER SYSTEMS	Category	L	T	P	Credit	Year of Introduction
		VAC	3	1	0	4	2019

Preamble:

The syllabus is prepared with the view of preparing the Engineering Graduates to build effective Client/Server applications. This course aims at providing a foundation in decentralized computer systems, using the client/server model. The course content is decided to cover the essential fundamentals which can be taught within the given slots in the curriculum.

Prerequisite: **Basic knowledge in Computer**

Course Outcomes: After the completion of the course the student will be able to

Course Outcomes	
CO 1	Identify the basics of client/server systems and the driving force behind the development of client/server systems(Cognitive Knowledge Level: Understand)
CO 2	Outline the architecture and classifications of client/server systems(Cognitive Knowledge Level: Understand)
CO 3	Summarize the client/server network services for an application(Cognitive Knowledge Level: Understand)
CO 4	Identify management services and issues in network (Cognitive Knowledge Level: Understand)
CO 5	Outline the Client/Server technology in respect of databases and Client/Server database architecture (Cognitive Knowledge Level: Understand)

Mapping of course outcomes with program outcomes

	PO1	PO2	PO3	PO4	PO5	PO6	PO7	PO8	PO9	PO10	PO11	PO12
CO1	☑	☑										☑
CO2	☑	☑										☑
CO3	☑	☑										☑
CO4	☑											☑
CO5	☑	☑										☑

Abstract POs defined by National Board of Accreditation			
PO#	Broad PO	PO#	Broad PO
PO1	Engineering Knowledge	PO7	Environment and Sustainability
PO2	Problem Analysis	PO8	Ethics
PO3	Design/Development of solutions	PO9	Individual and team work
PO4	Conduct investigations of complex problems	PO10	Communication
PO5	Modern tool usage	PO11	Project Management and Finance
PO6	The Engineer and Society	PO12	Life long learning

Assessment Pattern

Bloom's Category	Continuous Assessment Tests		End Semester Examination Marks
	Test 1 (Percentage)	Test 2 (Percentage)	
Remember	40	40	40
Understand	40	40	40
Apply	20	20	20
Analyse			
Evaluate			
Create			

Mark distribution

Total Marks	CIE Marks	ESE Marks	ESE Duration
150	50	100	3 hours

Continuous Internal Evaluation Pattern:

Attendance : 10 marks

Continuous Assessment Test 1 (for theory, for 2 hrs) : 20 marks

Continuous Assessment Test 2 (for lab, internal examination, for 2hrs) : 20 marks

Internal Examination Pattern:

There will be two parts; Part A and Part B. Part A contains 5 questions with 2 questions from each module (2.5 modules x 2 = 5), having 3 marks for each question. Students should answer all questions. Part B also contains 5 questions with 2 questions from each module (2.5 modules

x 2 = 5), of which a student should answer any one. The questions should not have sub-divisions and each one carries 7 marks.

End Semester Examination Pattern:

There will be two parts; Part A and Part B. Part A contains 10 questions with 2 questions from each module, having 3 marks for each question. Students should answer all questions. Part B contains 2 questions from each module of which a student should answer any one. Each question can have maximum 2 sub-divisions and carry 14 marks.

Sample Course Level Assessment Questions

Course Outcome 1 (CO1):

1. Computing in client server architecture over Mainframe architecture has certain advantages and disadvantages. Describe at least three advantages and disadvantages for each architecture.

Course Outcome 2 (CO2):

1. Explain the role of mainframe-centric model in Client/Server computing?

Course Outcome 3(CO3):

1. Describe the client server system development methodology? Explain different phases of System Integration Life-Cycle.

Course Outcome 4 (CO4):

1. Explain about network management and remote system management. How can security be provided to the network?

Course Outcome 5 (CO5):

1. Explain various types of Client/Server Database Architecture

Syllabus

Module – 1 (Introduction)

Introduction to Client/Server computing - Basic Client/Server Computing Model, Server for Every Client- File Server, Print Server, Application Server, Mail Server, Directory Services Server, Web Server, Database Server, Transaction Servers. Client/Server-Fat or Thin, Stateless

or Stateful, Servers and Mainframes, Client/Server Functions. Driving Forces behind Client/Server Computing- Business Perspective, Technology Perspective.

Module -2 (Client/Server Classification)

Client/Server Types-Single Client/Single Server, Multiple Clients/Single Server, Multiple Clients/Multiple Servers, Integration With Distributed Computing, Alternatives To Client/Server Systems. Classification of Client/Server Systems- Two-Tier Computing, Middleware, Three-Tier Computing- Model View Controller (MVC), Principles behind Client/Server Systems. Client/Server Topologies. Existing Client/Server Architecture. Architecture for Business Information System.

Module -3 (Client/Server Application Components)

Client- Services, Request for services, RPC, Windows services, Print services, Remote boot services, other remote services, Utility Services. Server- Detailed server functionality, Network operating system, Available platforms, Server operating system. Organizational Expectations, Improving performance of client/server applications, Single system image, Downsizing and Rightsizing, Advantages and disadvantages of Client/Server computing, Applications of Client/Server.

Module -4 (Client/ Server Systems Services and Support)

Services and Support- System administration, Availability, Reliability, Scalability, Observability, Agility, Serviceability. Software Distribution, Performance, Network management. Remote Systems Management- RDP, Telnet, SSH, Security. LAN and Network Management issues.

Module -5(Client/Server Technology and Databases)

Client/Server Technology and Databases - Storing Data, Database System Architectures. Client/Server In Respect Of Databases- Client/Server Databases, Client/Server Database Computing, Database Computing Vs. Mainframe, PC/File Server Computing. Client/Server Database Architecture - Process-Per-Client Architecture, Multi-Threaded Architecture, Hybrid Architecture. Database Middleware Component - Application Programming Interface, Database Translator, Network Translator.

Text Book

1. Patrick Smith & Steve Guengerich, Client / Server Computing, PHI
2. Subhash Chandra Yadav, Sanjay Kumar Singh, An Introduction to Client/Server Computing, New Age International Publishers

Reference Books

1. Jeffrey D.Schank, “Novell’s Guide to Client-Server Application & Architecture” Novell Press
2. Robert Orfali, Dan Harkey, Jeri Edwards, Client/Server Survival Guide, Wiley-India Edition, Third Edition
3. Dawna Travis Dewire, Client Server Computing — McGraw Hill
4. W.H.Inman, Developing Client Server Applications, BPB

Model Question Paper

QP CODE: _____

PAGES: ____

Reg No: _____

Name: _____

APJ ABDUL KALAM TECHNOLOGICAL UNIVERSITY

FIFTH SEMESTER B.TECH DEGREE EXAMINATION(MINOR), MONTH & YEAR

Course Code: CST 385

Course Name : Client Server Systems

Max Marks: 100

Duration: 3 Hours

PART-A

(Answer All Questions. Each question carries 3 marks)

1. Differentiate between Stateful and Stateless servers
2. List the different phases and activities of client/server system development methodology.
3. How does transmission protocol work in client/server applications?
4. List any six services in single system image environment.
5. Specify the role of the client in Client/Server computing and also list any six services provided by the client.
6. Why do most RPC system support call by value semantics for parameter passing?
7. What do you mean by a thin client network? List three advantages of the Thin

Client Network system.

8. How are connectivity and interoperability between .client/server achieved?
9. One disadvantage of the Client/Server system is lack of control in a Database Management environment. Justify.
10. Explain the DBMS concept in client/server architecture.

(10x3=30)

Part B

(Answer any one question from each module. Each question carries 14 Marks)

11. (a) Differentiate between Transaction server and Data server system with examples. (7)
- (b) Computing in client server architecture over Mainframe architecture has certain advantages and disadvantages. Describe at least three advantages and disadvantages for each architecture. (7)

OR

12. (a) Explain various Clients/Server system development tools. (6)
- (b) Classify and describe the driving forces that drive the move to Client/Server computing. (8)
13. (a) Explain the role of mainframe-centric model in Client/Server computing? (5)
- (b) Describe the three types of Client/Server systems in existence (9)

OR

14. (a) List and explain the general forces behind the architecture for business information systems (7)
- (b) Explain the different distribution styles. (7)
15. (a) Illustrate the concept of rightsizing and downsizing in Client/Server Computing (7)
- (b) What is client server system development methodology? Explain the (7)

different phases of System Integration Life-Cycle.

OR

16. (a) In Client/Server computing, explain the following with examples **(10)**
- i. Dynamic Data Exchange
 - ii. RPC, Remote Procedure Call
 - iii. Remote Boot Service
 - iv. Diskless Computer
 - v. Object-linking and embedding
- (b) Explain the functions and features of Network Operating System **(4)**
17. (a) Explain about network management and remote system management. How can security be provided to the network ? **(10)**
- (b) In client server architecture, what do you mean by Availability, Reliability, Serviceability and Security? Explain with examples. **(4)**

OR

18. (a) Client server is modular infrastructure, this is intended to improve Usability, Flexibility, Interoperability and Scalability. Explain each term with an example, in each case how it helps to improve the functionality of client server architecture. **(7)**
- (b) Explain about network management and remote system management. How can security be provided to network? **(7)**
19. (a) Explain the different types of Client/Server Database Architecture **(9)**
- (b) List and explain the main components of Database middleware **(5)**
- OR**
20. (a) Discuss types of database utilities, tools and their functions **(7)**
- (b) Discuss about the role of traditional and web databases in handling client/server based applications. **(7)**

Teaching Plan

Module- 1(Introduction)		(10 hours)
1.1	Basic Client/Server Computing Model	1 hour
1.2	Server for Every Client- File Server, Print Server	1 hour
1.3	Application Server, Mail Server, Directory Services Server	1 hour
1.4	Web Server, Database Server	1 hour
1.5	Transaction Servers	1 hour
1.6	Client/Server-Fat or Thin	1 hour
1.7	Stateless or Stateful	1 hour
1.8	Servers and Mainframes	1 hour
1.9	Client/Server Functions	1 hour
1.10	Driving Forces behind Client/Server Computing- Business Perspective, Technology Perspective	1 hour
Module- 2 (Client/Server Classification)		(10 hours)
2.1	Client/Server Types-Single Client/Single Server	1 hour
2.2	Multiple Clients/Single Server, Multiple Clients/Multiple Servers	1 hour
2.3	Integration With Distributed Computing	1 hour
2.4	Alternatives To Client/Server Systems	1 hour
2.5	Classification of Client/Server Systems- Two-Tier Computing, Middleware	1 hour
2.6	Three-Tier Computing- Model View Controller (MVC)	1 hour
2.7	Principles behind Client/Server Systems.	1 hour
2.8	Client/Server Topologies	1 hour
2.9	Existing Client/Server Architecture	1 hour
2.10	Architecture for Business Information System	1 hour
Module -3 (Client/Server Application Components)		(9 hours)
3.1	The client: Services, Request for services, RPC	1 hour
3.2	Windows services, Print services, Remote boot services	1 hour

3.3	Utility Services & Other Services	1 hour
3.4	Server- Detailed server functionality, Network operating system	1 hour
3.5	Available platforms, Server operating system	1 hour
3.6	Organizational Expectations, Improving performance of client/server applications	1 hour
3.7	Single system image, Downsizing and Rightsizing	1 hour
3.8	Advantages and disadvantages of Client/Server computing	1 hour
3.9	Applications of Client/Server	1 hour
Module -4 (Client/ Server Systems Services and Support)		(8 hours)
4.1	Services and Support, System administration	1 hour
4.2	Availability, Reliability	1 hour
4.3	Scalability, Observability, Agility	1 hour
4.4	Serviceability, Software Distribution	1 hour
4.5	Performance	1 hour
4.6	Network management	1 hour
4.7	Remote Systems Management- RDP, Telnet, SSH	1 hour
4.8	Security, LAN and Network Management issues	1 hour
Module -5(Client/Server Technology and Databases)		(8 hours)
5.1	Client/Server Technology and Databases - Storing Data	1 hour
5.2	Database System Architectures	1 hour
5.3	Client/Server In Respect Of Databases- Client/Server Databases	1 hour
5.4	Client/Server Database Computing	1 hour
5.5	Database Computing Vs. Mainframe, PC/File Server Computing	1 hour
5.	Client/Server Database Architecture - Process-Per-Client Architecture	1 hour
5.7	Multi-Threaded Architecture, Hybrid Architecture	1 hour
5.8	Database Middleware Component - Application Programming Interface, Database Translator, Network Translator	1 hour

APJ ABDUL KALAM
TECHNOLOGICAL
UNIVERSITY

SEMESTER V

HONOURS



CST 393	CRYPTOGRAPHIC ALGORITHMS	Category	L	T	P	Credit	Year of Introduction
		VAC	3	1	0		4

Preamble:





The course on Cryptographic Algorithms aims at exploring various algorithms deployed in offering confidentiality, integrity, authentication and non-repudiation services. This course covers classical encryption techniques, symmetric and public key crypto-system, key exchange and management, and authentication functions. The concepts covered in this course enable the learners in effective use of cryptographic algorithms for real life applications.

Prerequisite: A sound background in Number Theory.

Course Outcomes: After the completion of the course the student will be able to

CO1	Identify the security services provided for different types of security attacks. (Cognitive Knowledge Level : Understand)
CO2	Summarize the classical encryption techniques for information hiding. (Cognitive Knowledge Level: Apply)
CO3	Illustrate symmetric / asymmetric key cryptographic algorithms for secure communication. (Cognitive Knowledge Level: Apply)
CO4	Interpret key management techniques for secure communication. (Cognitive Knowledge Level: Understand)
CO5	Summarize message authentication functions in a secure communication scenario. (Cognitive Knowledge Level: Understand)

Mapping of course outcomes with program outcomes

	PO1	PO2	PO3	PO4	PO5	PO6	PO7	PO8	PO9	PO10	PO11	PO12
CO1												

CO2	✓	✓	✓		✓	✓						✓
CO3	✓	✓	✓	✓	✓	✓						✓
CO4	✓	✓	✓	✓	✓	✓						✓
CO5	✓	✓	✓	✓	✓	✓						✓

Abstract POs defined by National Board of Accreditation			
PO#	Broad PO	PO#	Broad PO
PO1	Engineering Knowledge	PO7	Environment and Sustainability
PO2	Problem Analysis	PO8	Ethics
PO3	Design/Development of solutions	PO9	Individual and team work
PO4	Conduct investigations of complex problems	PO10	Communication
PO5	Modern tool usage	PO11	Project Management and
PO6	The Engineer and Society	PO12	Life long learning

Assessment Pattern

Bloom's Category	Continuous Assessment Tests		End Semester Examination Marks
	Test1 (Percentage)	Test2 (Percent	

		age)	
Remember	30	30	30
Understand	30	30	30
Apply	40	40	40
Analyze			
Evaluate			
Create			

Mark Distribution

Total Marks	CIE Marks	ESE Marks	ESE Duration
150	50	100	3 hours

Continuous Internal Evaluation Pattern:

Attendance : **10 marks**

Continuous Assessment Tests : **25 marks**

Continuous Assessment Assignment : **15 marks**

Internal Examination Pattern:

Each of the two internal examinations has to be conducted out of 50 marks.

First Internal Examination shall be preferably conducted after completing the first half of the syllabus and the Second Internal Examination shall be preferably conducted after completing remaining part of the syllabus.

There will be two parts: Part A and Part B. Part A contains 5 questions (preferably, 2 questions each from the completed modules and 1 question from the partly covered module), having 3 marks for each question adding up to 15 marks for part A. Students should answer all questions from Part A. Part B contains 7 questions (preferably, 3 questions each from the completed modules and 1 question from the partly covered module), each with 7 marks. Out of the 7 questions in Part B, a student should answer any 5.

End Semester Examination Pattern:

There will be two parts; Part A and Part B. Part A contains 10 questions with 2 questions from each module, having 3 marks for each question. Students should answer all questions. Part B contains 2 questions from each module of which a student should answer any one. Each question can have maximum 2 sub-divisions and carries 14 marks.

Syllabus

Module-1 (Introduction to the Concepts of Security)

Need for security, Security approaches, Principles of security, Types of attacks, OSI Security Architecture, Classical encryption techniques - Substitution techniques, Transposition techniques. Stream cipher, Block cipher, Public key cryptosystems vs. Symmetric key cryptosystems, Encrypting communication channels.

Module-2 (Symmetric Key Cryptosystems)

Overview of symmetric key cryptography, Block cipher principles, Data Encryption Standard (DES), Differential and Linear cryptanalysis, Double DES, Triple DES, International Data Encryption Algorithm (IDEA), Advanced Encryption Algorithm (AES), Block cipher modes of operation, Stream cipher, RC4.

Module-3 (Public Key Cryptosystems)

Principles of public key cryptosystems, RSA algorithm, RSA illustration, Attacks, ElGamal cryptographic system, Knapsack algorithm, Diffie-Hellman key exchange algorithm, Elliptical curve cryptosystems.

Module-4 (Key Management)

Symmetric key distribution using symmetric encryption, Symmetric key distribution using asymmetric encryption, Distribution of public keys, Generating keys, transferring keys, Verifying keys, Updating keys, Storing keys, Backup keys, Compromised keys, Public key infrastructure.

Module – 5 (Authentication)

Authentication requirements, Authentication functions, Message authentication codes (MAC), Hash functions, Security of Hash functions and MAC, Message Digest 5 (MD5), Secure Hash Algorithm (SHA)-512, Hash-based Message Authentication Code (HMAC), Cipher-based Message Authentication Code (CMAC), X.509 Authentication services.

Text Books

1. William Stallings, Cryptography and Network Security Principles and Practice, Pearson Edu, 6e.
2. Bruce Schneier, Applied Cryptography Protocols, Algorithms and source code in C, Wiley, 2e.

References

1. Behrouz A. Forouzan, Cryptography and Network Security, McGraw Hill, 2e.
2. Johannes A. Buchmann, Introduction to Cryptography, Springer, 2e.
3. Douglas R. Stinson, Cryptography Theory and Practice, 3e, Chapman & Hall/CRC, 2006.
4. Bernard Menezes, Network Security and Cryptography, Cengage Learning, 2011.

Sample Course Level Assessment Questions**Course Outcome 1 (CO1):**

1. Consider an automated teller machine (ATM) in which users provide a personal identification number (PIN) and a card for account access. Give examples of confidentiality, integrity, and availability requirements associated with the system and, in each case, indicate the degree of importance of the requirement.
2. Discuss the different security services provided for preventing security attacks.

Course Outcome 2 (CO2):

1. The encryption key in a transposition cipher is (3,2,6,1,5,4). Find the decryption key
2. Discuss the process of encryption in Vernam cipher

Course Outcome 3 (CO3):

1. Devise a meet-in-the-middle attack for a triple DES.

2. Write an algorithm for the InvSubBytes transformation and implement using python (**Assignment**)
3. Consider the following elliptic curve signature scheme. We have a global elliptic curve, prime p , and “generator” G . Alice picks a private signing key X_A and forms the public verifying $Y_A = X_A G$. To sign a message M :
 - Alice picks a value k
 - Alice sends Bob M , k and the signature $S = M - kX_A G$.
 - Bob verifies that $M = S + kY_A$.

Show that the verification process produces an equality if the signature is valid.

4. Write an algorithm to add two points on an elliptic curve over $GF(p)$ and implement using Python. (**Assignment**)
5. Write an algorithm for encryption using knapsack cryptosystem and implement using Java. (**Assignment**)

Course Outcome4 (CO4):

1. List four general categories of schemes for the distribution of public keys.
2. What are the essential ingredients of a public-key directory?

Course Outcome 5 (CO5):

1. State the value of the length field in SHA-512 if the length of the message is 1919 bits and 1920 bits.
2. Write an algorithm in pseudo code for HMAC and implement using Python (**Assignment**)

Model Question Paper

QP CODE:

Reg No: _____

Name : _____

PAGES : 3

APJ ABDUL KALAM TECHNOLOGICAL UNIVERSITY

**FIFTH SEMESTER B.TECH DEGREE EXAMINATION(HONORS), MONTH &
YEAR**

Course Code: CST 393

Course Name: Cryptographic Algorithms

Max.Marks:100

Duration: 3 Hours

PART A

Answer all Questions. Each question carries 3 Marks

1. State the two approaches in attacking a cipher.
2. Define Substitution Cipher. Encrypt using one time pad $M = \text{HONORS}$ and $K = \text{CIPHER}$.
3. Specify the purpose of S-Boxes in Data Encryption Standard (DES).
4. Differentiate between diffusion and confusion.
5. Perform encryption using RSA Algorithm for the following $p=7$; $q=11$; $e=13$; $M=5$.
6. Is Diffie-Hellman key exchange protocol vulnerable? Justify.
7. List the techniques for distribution of public keys.
8. Define a certificate authority and its relation to public key cryptography.
9. Distinguish between integrity and message authentication.
10. What types of attacks are addressed by message authentication?

Part B

(Answer any one question from each module. Each question carries 14 Marks)

11. (a) With a neat sketch, Explain OSI Security architecture model. (8)
- (b) How does link encryption differ from end-to-end encryption? Explain. (6)

OR

12. (a) Encrypt the text “cryptography” using the Hill Cipher with the key $\begin{pmatrix} 9 & 4 \\ 5 & 7 \end{pmatrix}$. Show the calculations. (8)
- (b) Illustrate the steps involved in encrypting a plain text using playfair cipher with an example. (6)
13. (a) With a neat sketch, explain a single round in DES. 10
- (b) Explain encryption and decryption using 2 keys and 3 keys of triple DES. (4)

OR

14. (a) Explain the block cipher modes i) Cipher feedback mode ii) Output feedback mode. (8)
- (b) Describe the four types of transformations in AES. (6)
15. (a) Write an algorithm for generating public and private key using Elliptical curve cryptography. (10)

- (b) The equation $y^2 = x^3 + x + 1$, the calculation is done modulo 13. Add two points $R = P + Q$, where $P = (4, 2)$ and $Q = (10, 6)$. (4)

OR

16. User A and B use the Diffie-Hellman key exchange technique with a common prime $q = 71$ and primitive root $\alpha = 7$.
- (a) If user A has private key $X_A = 3$, What is A's public key Y_A ? (7)
- (b) If user B has private key $X_B = 6$, What is B's public key Y_B ? (7)
17. (a) Define a session key and show how a KDC can create a session key between Alice and Bob. (7)
- (b) What are the requirements for the use of a public-key certificate scheme? (7)

OR

18. (a) What are the core components of a PKI? Briefly describe each component. (8)
- (b) Describe the following (i) Updating keys (ii) Compromised Keys. (6)
19. (a) Describe how SHA-512 logic produce message digest (10)
- (b) Distinguish between HMAC and CMAC (4)

OR

20. (a) Specify the format for X.509 certificate. Explain the steps required to obtain user's certificate. (7)
- (b) With suitable block diagrams, explain the types of functions that may be used to produce an authenticator. (8)

Teaching Plan

No	Contents	No of Lecture Hrs
Module - 1 (Introduction to the Concepts of Security) (9 hrs)		
1.1	Need for security, Security approaches	1 hour
1.2	Principles of security, Types of attacks	1 hour
1.3	OSI Security Architecture	1 hour
1.4	Classical encryption techniques: Substitution techniques(Caesar cipher, Monoalphabetic cipher, Playfair cipher)	1 hour
1.5	Classical encryption techniques: Substitution techniques (Hill cipher, Polyalphabetic cipher, One-time pad)	1 hour
1.6	Classical encryption techniques: Transposition techniques	1 hour
1.7	Stream cipher, Block cipher	1 hour
1.8	Public- key cryptosystems vs. Symmetric key cryptosystems	1 hour
1.9	Encrypting communication channels	1 hour
Module - 2 (Symmetric key cryptosystems) (11 hrs)		
2.1	Overview of symmetric key cryptography	1 hour
2.2	Block cipher principles	1 hour
2.3	Data Encryption Standard (DES)	1 hour
2.4	DES design criteria	1 hour
2.5	Differential and Linear cryptanalysis	1 hour
2.6	Double DES, Triple DES	1 hour

2.7	IDEA	1 hour
2.8	Advanced Encryption Algorithm (AES structure)	1 hour
2.9	Advanced Encryption Algorithm (Transformations)	1 hour
2.10	Block cipher modes of operation	1 hour
2.11	Stream cipher, RC4	1 hour
Module - 3 (Public key cryptosystems) (8 hrs)		
3.1	Principles of public key cryptosystems	1 hour
3.2	RSA algorithm	1 hour
3.3	RSA illustration, Attacks	1 hour
3.4	ElGamal cryptographic system	1 hour
3.5	Knapsack algorithm	1 hour
3.6	Diffie-Hellman key exchange algorithm	1 hour
3.7	Elliptical curve cryptosystems(Elliptical curve arithmetic)	1 hour
3.8	Elliptical curve cryptosystems (Elliptical curve algorithm)	1 hour
Module - 4 (Key Management) (8 hrs) [Text book-2]		
4.1	Symmetric key distribution using symmetric encryption	1 hour
4.2	Symmetric key distribution using asymmetric encryption	1 hour
4.3	Distribution of public keys	1 hour
4.4	Generating keys, Transferring keys	1 hour

4.5	Verifying keys, Updating keys	1 hour
4.6	Storing keys, Backup keys	1 hour
4.7	Compromised keys	1 hour
4.8	Public key infrastructure	1 hour
Module - 5 (Authentication) (9 hrs)		
5.1	Authentication requirements	1 hour
5.2	Authentication functions	1 hour
5.3	Message Authentication Codes (MAC)	1 hour
5.4	Hash functions	1 hour
5.5	Security of Hash functions and MAC	1 hour
5.6	MD5	1 hour
5.7	SHA-512	1 hour
5.8	HMAC, CMAC	1 hour
5.9	X.509 Authentication services	1 hour

CST 395	NEURAL NETWORKS AND DEEP LEARNING	Category	L	T	P	Credit	Year of Introduction
		VAC	3	1	0	4	2019

Preamble:

Neural networks is a biologically inspired programming paradigm which enables a computer to learn from observational data and deep learning is a powerful set of techniques for training neural networks. This course introduces the key concepts in neural networks, its architecture and learning paradigms, optimization techniques, basic concepts in deep learning, Convolutional Neural Networks and Recurrent Neural Networks. The students will be able to provide best solutions to real world problems in domains such as computer vision and natural language processing.

Prerequisite: A Sound knowledge in Computational fundamentals of machine learning

Course Outcomes: After the completion of the course the student will be able to

CO1	Demonstrate the basic concepts of machine learning models and performance measures. (Cognitive Knowledge Level : Understand)
CO2	Illustrate the basic concepts of neural networks and its practical issues(Cognitive Knowledge Level : Apply)
CO3	Outline the standard regularization and optimization techniques for deep neural networks (Cognitive Knowledge Level : Understand)
CO4	Build CNN and RNN models for different use cases. (Cognitive Knowledge Level : Apply)
CO5	Explain the concepts of modern RNNs like LSTM, GRU (Cognitive Knowledge Level : Understand)

Mapping of course outcomes with program outcomes

	PO1	PO2	PO3	PO4	PO5	PO6	PO7	PO8	PO9	PO10	PO11	PO12
CO1	☑	☑	☑	☑								☑
CO2	☑	☑	☑	☑								☑
CO3	☑	☑	☑	☑								☑
CO4	☑	☑	☑	☑	☑	☑						☑
CO5	☑	☑	☑	☑								☑

Abstract POs defined by National Board of Accreditation			
PO#	Broad PO	PO#	Broad PO
PO1	Engineering Knowledge	PO7	Environment and Sustainability
PO2	Problem Analysis	PO8	Ethics
PO3	Design/Development of solutions	PO9	Individual and team work
PO4	Conduct investigations of complex problems	PO10	Communication
PO5	Modern tool usage	PO11	Project Management and
PO6	The Engineer and Society	PO12	Life long learning

Assessment Pattern

Bloom's Category	Continuous Assessment Tests		End Semester Examination Marks
	Test1 (%)	Test2 (%)	
Remember	30	30	30
Understand	40	40	40
Apply	30	30	30
Analyse			
Evaluate			
Create			

Mark Distribution

Total Marks	CIE Marks	ESE Marks	ESE Duration
150	50	100	3 hours

Continuous Internal Evaluation Pattern

Attendance	10 marks
Continuous Assessment Tests	25 marks
Continuous Assessment Assignment	15 marks

Internal Examination Pattern:

Each of the two internal examinations has to be conducted out of 50 marks. First Internal Examination shall be preferably conducted after completing the first half of the syllabus and the Second Internal Examination shall be preferably conducted after completing the remaining part of the syllabus. There will be two parts: Part A and Part B. Part A contains 5 questions (preferably, 2 questions each from the completed modules and 1 question from the partly covered module), having 3 marks for each question adding up to 15 marks for part A. Students should answer all questions from Part A. Part B contains 7 questions (preferably, 3 questions each from the completed modules and 1 question from the partly covered module), each with 7 marks. Out of the 7 questions in Part B, a student should answer any 5.

End Semester Examination Pattern:

There will be two parts; Part A and Part B. Part A contains 10 questions with 2 questions from each module, having 3 marks for each question. Students should answer all questions. Part B

contains 2 questions from each module of which a student should answer any one. Each question can have a maximum 2 subdivisions and carry 14 marks.

Syllabus

Module - 1 (Basics of Machine Learning)

Machine Learning basics - Learning algorithms - Supervised, Unsupervised, Reinforcement, Overfitting, Underfitting, Hyper parameters and Validation sets, Estimators -Bias and Variance. Challenges in machine learning. Simple Linear Regression, Logistic Regression, Performance measures - Confusion matrix, Accuracy, Precision, Recall, Sensitivity, Specificity, Receiver Operating Characteristic curve(ROC), Area Under Curve(AUC).

Module -2 (Neural Networks)

Introduction to neural networks -Single layer perceptrons, Multi Layer Perceptrons (MLPs), Representation Power of MLPs, Activation functions - Sigmoid, Tanh, ReLU, Softmax. Risk minimization, Loss function, Training MLPs with backpropagation, Practical issues in neural network training - The Problem of Overfitting, Vanishing and exploding gradient problems, Difficulties in convergence, Local and spurious Optima, Computational Challenges. Applications of neural networks.

Module 3 (Deep learning)

Introduction to deep learning, Deep feed forward network, Training deep models, Optimization techniques - Gradient Descent (GD), GD with momentum, Nesterov accelerated GD, Stochastic GD, AdaGrad, RMSProp, Adam. Regularization Techniques - L1 and L2 regularization, Early stopping, Dataset augmentation, Parameter sharing and tying, Injecting noise at input, Ensemble methods, Dropout, Parameter initialization.

Module -4 (Convolutional Neural Network)

Convolutional Neural Networks – Convolution operation, Motivation, Pooling, Convolution and Pooling as an infinitely strong prior, Variants of convolution functions, Structured outputs, Data types, Efficient convolution algorithms. Practical use cases for CNNs, Case study - Building CNN model AlexNet with handwritten digit dataset MNIST.

Module- 5 (Recurrent Neural Network)

Recurrent neural networks – Computational graphs, RNN design, encoder – decoder sequence to sequence architectures, deep recurrent networks, recursive neural networks, modern RNNs LSTM and GRU, Practical use cases for RNNs. Case study - Natural Language Processing.

Text Book

1. Goodfellow, I., Bengio, Y., and Courville, A., Deep Learning, MIT Press, 2016.
2. Neural Networks and Deep Learning, Aggarwal, Charu C., c Springer International Publishing AG, part of Springer Nature 2018
3. Fundamentals of Deep Learning: Designing Next-Generation Machine Intelligence Algorithms (1st. ed.). Nikhil Buduma and Nicholas Locascio. 2017. O'Reilly Media, Inc.

Reference Books

1. Satish Kumar, Neural Networks: A Classroom Approach, Tata McGraw-Hill Education, 2004.
2. Yegnalarayana, B., Artificial Neural Networks PHI Learning Pvt. Ltd, 2009.
3. Michael Nielsen, Neural Networks and Deep Learning, 2018

Course Level Assessment Questions**Course Outcome 1 (CO1):**

1. Predict the price of a 1000 square feet house using the regression model generated from the following data.

No.	Square feet	Price(Lakhs)
1	500	5
2	900	10
3	1200	13
4	1500	18
5	2000	25
6	2500	32
7	2700	35

2. Consider a two-class classification problem of predicting whether a photograph contains a man or a woman. Suppose we have a test dataset of 10 records with expected outcomes and a set of predictions from our classification algorithm. Compute the confusion matrix, accuracy, precision, recall, sensitivity and specificity on the following data.

Sl.No.	Actual	Predicted
1	man	woman
2	man	man
3	woman	woman
4	man	man

5	man	woman
6	woman	woman
7	woman	man
8	man	man
9	man	woman
10	woman	woman

Course Outcome 2 (CO2):

1. Suppose you have a 3-dimensional input $x = (x_1, x_2, x_3) = (2, 2, 1)$ fully connected with weights $(0.5, 0.3, 0.2)$ to one neuron which is in the hidden layer with sigmoid activation function. Calculate the output of the hidden layer neuron.
2. Consider the case of the XOR function in which the two points $\{(0, 0), (1, 1)\}$ belong to one class, and the other two points $\{(1, 0), (0, 1)\}$ belong to the other class. Design a multilayer perceptron for this binary classification problem.

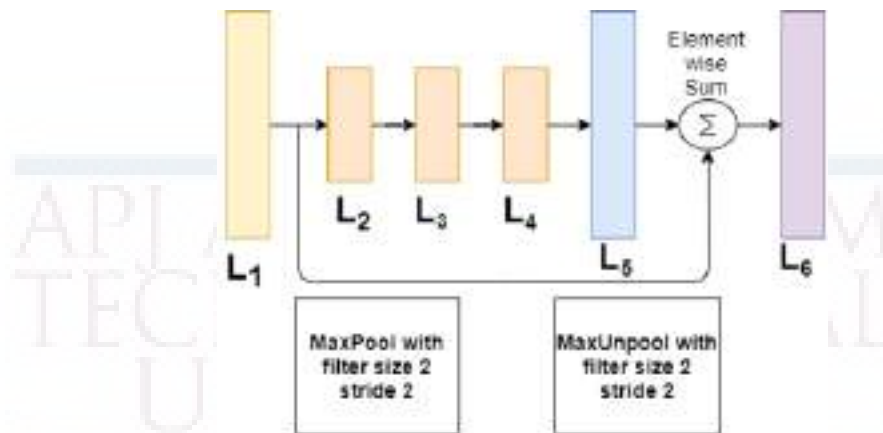
Course Outcome 3 (CO3):

1. Derive a mathematical expression to show L2 regularization as weight decay.
2. Explain how L2 regularization improves the performance of deep feed forward neural networks.
3. Explain how L1 regularization method leads to weight sparsity.

Course Outcome 4 (CO4):

1. Draw and explain the architecture of convolutional neural networks.
2. You are given a classification problem to classify the handwritten digits. Suggest a learning and/or inference machine with its architecture, an objective function, and an optimization routine, along with how input and output will be prepared for the classifier.
3. In a Deep CNN architecture the feature map L_1 was processed by the following operations as shown in the figure. First down sampled using max pool operation of size 2 and stride 2, and three convolution operations and finally max unpool operation and followed by an element wise sum. The feature map L_1 and L_4 are given below. Compute the matrix L_6 .

$$L_1 = \begin{matrix} 10 & 20 & 15 & 22 \\ 20 & 16 & 28 & 30 \\ 30 & 12 & 20 & 16 \\ 20 & 20 & 40 & 12 \end{matrix} \quad L_4 = \begin{matrix} 10 & 20 \\ 20 & 30 \end{matrix}$$



4. Illustrate the workings of the RNN with an example of a single sequence defined on a vocabulary of four words.

Course Outcome 5 (CO5):

1. Draw and explain the architecture of LSTM.
2. List the differences between LSTM and GRU

Model Question Paper

QP CODE:

PAGES:4

Reg No: _____

Name: _____

APJ ABDUL KALAM TECHNOLOGICAL UNIVERSITY

FIFTH SEMESTER B.TECH DEGREE EXAMINATION(HONORS), MONTH & YEAR

Course Code: CST 395

Course Name: Neural Networks and Deep Learning

Max.Marks:100

Duration:3 Hours

PART A

Answer all Questions. Each question carries 3 Marks

1. List and compare the types of machine learning algorithms
2. Suppose 10000 patients get tested for flu; out of them, 9000 are actually healthy and 1000 are actually sick. For the sick people, a test was positive for 620 and negative for 380. For healthy people, the same test was positive for 180 and negative for 8820. Construct a confusion matrix for the data and compute the

accuracy, precision and recall for the data

3. Illustrate the limitation of a single layer perceptron with an example
4. Specify the advantages of ReLU over sigmoid activation function.
5. Derive weight updating rule in gradient descent when the error function is a) mean squared error b) cross entropy
6. List any three methods to prevent overfitting in neural networks
7. What happens if the stride of the convolutional layer increases? What can be the maximum stride? Justify your answer.
8. Consider an activation volume of size $13 \times 13 \times 64$ and a filter of size $3 \times 3 \times 64$. Discuss whether it is possible to perform convolutions with strides 2, 3 and 5. Justify your answer in each case.
9. How does a recursive neural network work?
10. List down three differences between LSTM and RNN

(10x3=30
)

Part B

(Answer any one question from each module. Each question carries 14 Marks)

11. (a) Prove that the decision boundary of binary logistic regression is linear
- (b) Given the following data, construct the ROC curve of the data. Compute the AUC.

(9)

Threshold	TP	TN	FP	FN
1	0	25	0	29
2	7	25	0	22
3	18	24	1	11
4	26	20	5	3
5	29	11	14	0

(5)

6	29	0	25	0
7	29	0	25	0

OR

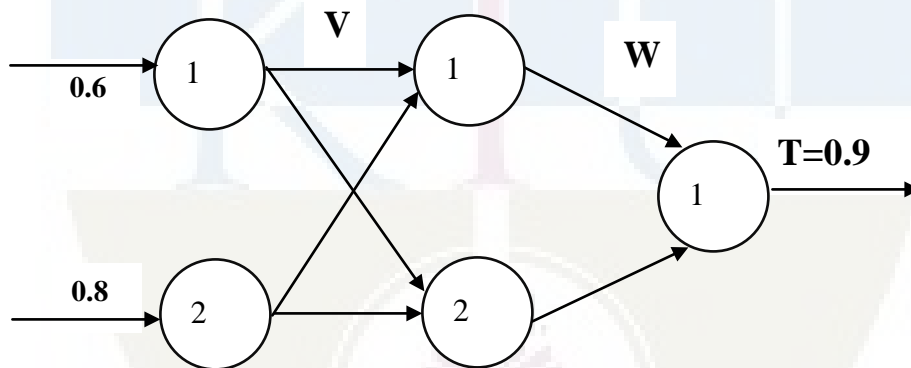
12. (a) With an example classification problem, explain the following terms:
 a) Hyper parameters b) Training set c) Validation sets d) Bias e) Variance (8)

- (b) Determine the regression equation by finding the regression slope coefficient and the intercept value using the following data.

x	55	60	65	70	80
y	52	54	56	58	62

(6)

13. (a) Update the parameters V_{11} in the given MLP using back propagation with learning rate as 0.5 and activation function as sigmoid. Initial weights are given as $V_{11}=0.2$, $V_{12}=0.1$, $V_{21}=0.1$, $V_{22}=0.3$, $W_{11}=0.2$, $W_{21}=0.2$



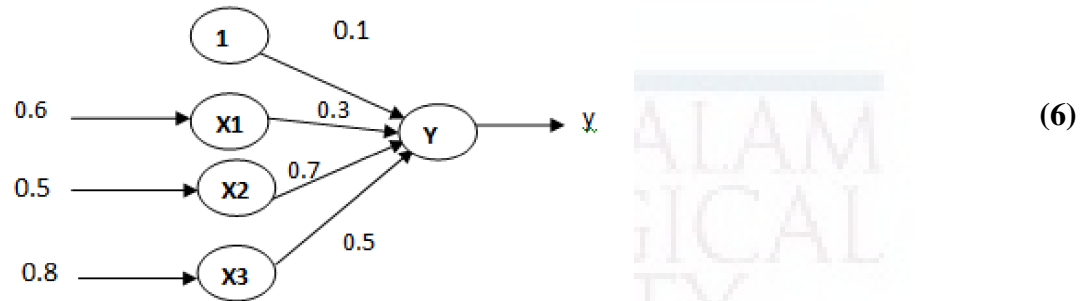
(10)

- (b) Explain the importance of choosing the right step size in neural networks (4)

OR

14. (a) Explain in detail any four practical issues in neural network training (8)

- (b) Calculate the output of the following neuron Y with the activation function as a) binary sigmoid b) tanh c)ReLU



15. (a) Explain, what might happen in ADAGRAD, where momentum is expressed as $\Delta \theta_{\theta} = -\eta \theta_{\theta} / \sqrt{\sum_{t=1}^t \theta_{\theta}^2}$ where the denominator computes the L2 norm of all previous gradients on a per-dimension basis and η is a global learning rate shared by all dimensions. (6)

- (b) Differentiate gradient descent with and without momentum. Give equations for weight updation in GD with and without momentum. Illustrate plateaus, saddle points and slowly varying gradients. (8)

OR

16. (a) Suppose a supervised learning problem is given to model a deep feed forward neural network. Suggest solutions for the following a) small sized dataset for training b) dataset with both labelled and unlabeled data c) large data set but data from different distribution (9)

- (b) Describe the effect in bias and variance when a neural network is modified with more number of hidden units followed with dropout regularization. (5)

17. (a) Draw and explain the architecture of Convolutional Neural Networks (8)

- (b) Suppose that a CNN was trained to classify images into different categories. It performed well on a validation set that was taken from the same source as the training set but not on a testing set. What could be the problem with the training of such a CNN? How will you ascertain the problem? How can those problems be solved? (6)

OR

18. (a) Explain the following convolution functions a) tensors b) kernel flipping c) down sampling d) strides e) zero padding. (10)


- (b) What is the motivation behind convolution neural networks? (4)
19. (a) Describe how an LSTM takes care of the vanishing gradient problem. Use some hypothetical numbers for input and output signals to explain the concept (8)
- (b) Explain the architecture of Recurrent Neural Networks (6)
- OR**
20. (a) Explain LSTM based solution for anyone of the problems in the Natural Language Processing domain. (8)
- (b) Discuss the architecture of GRU (6)

Teaching Plan

Module 1 : [Text book 1: Chapter 5, Textbook 2: Chapter 2](9 hours)		
1.1	Introduction, Learning algorithms - Supervised, Unsupervised, Reinforcement	1 hour
1.2	Overfitting, Underfitting, Hyperparameters	1 hour
1.3	Validation sets, Estimators -Bias and Variance. Challenges in machine learning.	1 hour
1.4	Simple Linear Regression	1 hour
1.5	Illustration of Linear Regression	1 hour
1.6	Logistic Regression	1 hour
1.7	Illustration of Logistic Regression	1 hour
1.8	Performance measures - Confusion matrix, Accuracy, Precision, Recall, Sensitivity, Specificity, ROC, AUC.	1 hour
1.9	Illustrative Examples for performance measures	1 hour
Module 2 : Text book 2, Chapter 1 (8 hours)		
2.1	Introduction to neural networks -Single layer perceptrons	1 hour
2.2	Multi Layer Perceptrons (MLPs), Representation Power of MLPs	1 hour
2.3	Activation functions - Sigmoid, Tanh, ReLU, Softmax. Risk minimization, Loss function	1 hour

2.4	Training MLPs with backpropagation	1 hour
2.5	Illustration of back propagation algorithm	1 hour
2.6	Practical issues in neural network training - The Problem of Overfitting, Vanishing and exploding gradient problems	1 hour
2.7	Difficulties in convergence, Local and spurious Optima, Computational Challenges.	1 hour
2.8	Applications of neural networks	1 hour
Module 3 : Text book 1: Chapter 7, 8, Text book 2, Chapter 3, 4 (10 hours)		
3.1	Introduction to deep learning, Deep feed forward network	1 hour
3.2	Training deep models - Introduction, setup and initialization issues	1 hour
3.3	Solving vanishing and exploding gradient problems	1 hour
3.4	Concepts of optimization, Gradient Descent (GD), GD with momentum.	1 hour
3.5	Nesterov accelerated GD, Stochastic GD.	1 hour
3.6	AdaGrad, RMSProp, Adam.	1 hour
3.7	Concepts of Regularization, L1 and L2 regularization.	1 hour
3.8	Early stopping, Dataset augmentation	1 hour
3.9	Parameter sharing and tying, Injecting noise at input, Ensemble methods	1 hour
3.10	Dropout, Parameter initialization.	1 hour
Module 4 : Text book 1, Chapter 9, Text book 2: Chapter 8 (8 hours)		
4.1	Convolutional Neural Networks, architecture	1 hour
4.2	Convolution and Pooling operation with example	1 hour
4.3	Convolution and Pooling as an infinitely strong prior	1 hour
4.4	Variants of convolution functions, structured outputs, data types	1 hour
4.5	Efficient convolution algorithms.	1 hour
4.6	Practical use cases for CNNs	1 hour
4.7	Case study - Building CNN with MNIST and AlexNet.	1 hour
4.8	Case study - Building CNN with MNIST and AlexNet	1 hour
Module 5 : Text book 1 :Chapter 10, 11, Text book 2:Chapter 7 (10 hours)		

5.1	Recurrent neural networks – Computational graphs, RNN design	1 hour
5.2	Encoder – decoder sequence to sequence architectures	1 hour
5.3	Deep recurrent networks- Architecture	1 hour
5.4	Recursive neural networks	1 hour
5.5	Modern RNNs - LSTM	1 hour
5.6	Modern RNNs - LSTM	1 hour
5.7	GRU	1 hour
5.8	Practical use cases for RNNs.	1 hour
5.9	Case study - Natural Language Processing.	1 hour
5.10	Case study - Natural Language Processing.	1 hour



CST 397	PRINCIPLES OF MODEL CHECKING	Category	L	T	P	Credit	Year of Introduction
		VAC	3	1	0	4	2019

Preamble:

This course covers the basic theory and algorithm for an automatic verification process namely, model checking. Model checking is a formal process for proving the correctness of a hardware/software which can be modelled as a finite-state transition system. This course introduces the topics - finite-state modelling of hardware/software, linear-time properties, classification of linear-time properties, Linear Temporal Logic (LTL), a formal language for property specification, LTL model checking algorithm and model checking case studies. Proving correctness of a hardware/software is essential in safety critical systems in domains such as avionics, health care and automotive.

Prerequisite: Nil

Course Outcomes: After the completion of the course, the student will be able to

CO#	Course Outcomes
CO1	Illustrate an application for model checking. (Cognitive Knowledge Level: Understand)
CO2	Describe finite-state modelling of hardware and software. (Cognitive Knowledge Level: Understand)
CO3	Identify the linear-time properties required to represent the requirements of a system. (Cognitive Knowledge Level: Apply)
CO4	Specify a given linear-time property in Linear Temporal Logic (LTL). (Cognitive Knowledge Level: Apply)
CO5	Perform LTL model checking with the tool SAL (Symbolic Analysis Laboratory). (Cognitive Knowledge Level: Apply)

Mapping of course outcomes with program outcomes

	PO1	PO2	PO3	PO4	PO5	PO6	PO7	PO8	PO9	PO10	PO11	PO12
CO1	✓	✓	✓	✓	✓	✓						✓
CO2	✓	✓	✓	✓								✓
CO3	✓	✓	✓	✓								✓
CO4	✓	✓	✓	✓								✓
CO5	✓	✓	✓	✓								✓
CO6	✓	✓	✓	✓	✓	✓						✓

Abstract POs defined by National Board of Accreditation			
PO#	Broad PO	PO#	Broad PO
PO1	Engineering Knowledge	PO7	Environment and Sustainability
PO2	Problem Analysis	PO8	Ethics
PO3	Design/Development of solutions	PO9	Individual and team work
PO4	Conduct investigations of complex problems	PO10	Communication
PO5	Modern tool usage	PO11	Project Management and
PO6	The Engineer and Society	PO12	Life long learning

Assessment Pattern

Bloom's Category	Test 1 (Marks in percentage)	Test 2 (Marks in percentage)	End Semester Examination (Marks in percentage)
Remember	30	30	30
Understand	40	40	40
Apply	40	40	40
Analyze			
Evaluate			
Create			

Mark Distribution

Total Marks	CIE Marks	ESE Marks	ESE Duration
150	50	100	3

Continuous Internal Evaluation Pattern:

Attendance : **10 marks**
 Continuous Assessment Test : **25 marks**
 Continuous Assessment Assignment : **15 marks**

Internal Examination Pattern:

Each of the two internal examinations has to be conducted out of 50 marks. The first series test shall be preferably conducted after completing the first half of the syllabus. The second series test shall be preferably conducted after completing the remaining part of the syllabus. There will be two parts: Part A and Part B. Part A contains 5 questions (preferably, 2 questions each from the completed modules and 1 question from the partly completed module), having 3 marks for each question adding up to 15 marks for part A. Students should answer all questions from Part A. Part B contains 7 questions (preferably, 3 questions each from the completed modules and 1 question from the partly completed module), each with 7 marks. Out of the 7 questions, a student should answer any 5.

End Semester Examination Pattern:

There will be two parts; Part A and Part B. Part A contains 10 questions with 2 questions from each module, having 3 marks for each question. Students should answer all questions. Part B contains 2 questions from each module of which a student should answer anyone. Each question can have maximum 2 sub-divisions and carries 14 marks.

Syllabus**Module 1 (Introduction to Model Checking)**

System Verification– Hardware and Software Verification, Model Checking, Characteristics of Model Checking. Transition Systems – Transition System, Direct Predecessors and Successors, Terminal State, Deterministic Transition System.

Executions - Execution Fragment, Maximal and Initial Execution Fragment, Execution, Reachable States. Modeling Hardware and Software Systems- Sequential Hardware Circuits, data Dependent Systems.

Module - 2 (Linear Time Properties)

Linear-Time (LT) Properties - Deadlock. Linear-Time Behavior - Paths and State Graph, Path Fragment, Maximal and Initial Path Fragment, Path. Traces - Trace and Trace Fragment, LT Properties - LT Property, Satisfaction Relation for LT Properties, Trace Equivalence and LT Properties. Safety Properties and Invariants - Invariants, Safety Properties, Trace Equivalence and Safety properties. Liveness Properties - Liveness Property, Safety vs. Liveness Properties. Fairness - Fairness, Unconditional, Weak and Strong Fairness, Fairness Strategies, Fairness and Safety. (Definition and examples only for all topics - no proof required).

Module - 3 (Regular Properties)

Regular Properties - Model Checking Regular Safety properties - Regular Safety property, Verifying Regular Safety Properties. Automata on Infinite Words - ω -Regular Languages and Properties, Nondeterministic Buchi Automata (NBA), Deterministic Buchi Automata (DBA), Generalised Buchi Automata (Definitions only). Model Checking ω -Regular Properties - Persistence Properties and Product, Nested Depth-First Search (Only algorithms required).

Module - 4 (Linear Time Logic)

Linear Temporal Logic (LTL) - Syntax, Semantics, Equivalence of LTL Formulae, Weak Until, Release and Positive Normal Form, Fairness, Safety and Liveness in LTL (Definitions only). Automata Based LTL Model Checking (Algorithms and examples only).

Module - 5 (Model Checking in SAL)

Introduction - Introduction to the tool Symbolic Analysis Laboratory (SAL). The Language of SAL - The expression language, The transition Language, The module language, SAL Contexts. SAL Examples - Mutual Exclusion, Peterson's Protocol, Synchronous Bus Arbiter, Bounded Bakery protocol, Bakery Protocol, Simpson's Protocol, Stack.

Text Books

1. Christel Baier and Joost-Pieter Katoen, Principles of Model Checking, The MIT Press. (Modules 1 - 4)
2. Leonardo de Moura, Sam Owre and N. Shankar, The SAL Language Manual, SRI International (<http://sal.csl.sri.com/doc/language-report.pdf>, Chapters 1, 3, 4, 5, 6, 7) (Module 5)

Reference Materials

1. SAL Examples (<http://sal.csl.sri.com/examples.shtml>) (Module 5)

Course Level Assessment Questions**Course Outcome 1 (CO1):**

1. Explain how model checking can be effective in developing a nuclear power plant.

Course Outcome 2 (CO2):

1. Consider a message delivery system. The sender s is trying to send a series of messages to the receiver r in such a way that the $(i+1)^{st}$ message is sent only after the i^{th} message is delivered. There is a possibility of error in sending a message and in that case, s keeps on trying until it is able to send the message. Express this process as a transition system.

Course Outcome 3 (CO3):

1. Consider a shared memory segment s protected using a mutex lock variable m . Two processes p_1 and p_2 are trying to access s . Find the Linear Time properties of the system which will ensure safety, liveness and fairness.

Course Outcome 4 (CO4):

1. Express the Linear Time properties found in the above system using LTL.

Course Outcome 5 (CO5):

1. Model the above system using SAL and verify that the system avoids deadlock under all conditions.
- 2.

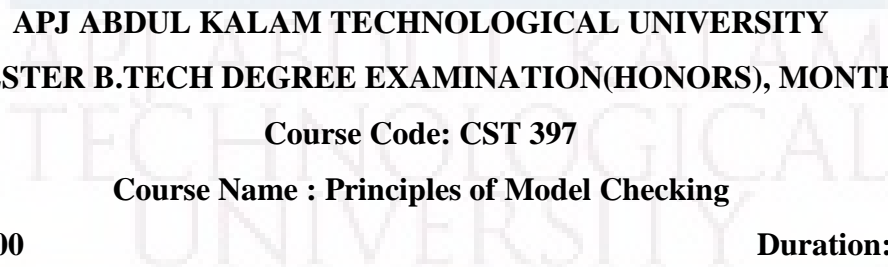
Model Question Paper

QP CODE:

PAGES: ___

Reg No: _____

Name: _____



APJ ABDUL KALAM TECHNOLOGICAL UNIVERSITY

FIFTH SEMESTER B.TECH DEGREE EXAMINATION(HONORS), MONTH & YEAR

Course Code: CST 397

Course Name : Principles of Model Checking

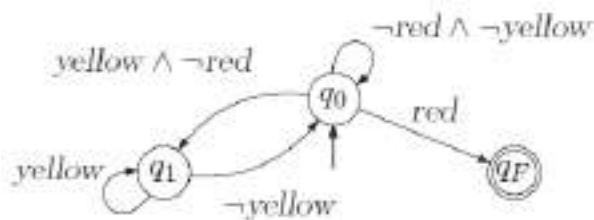
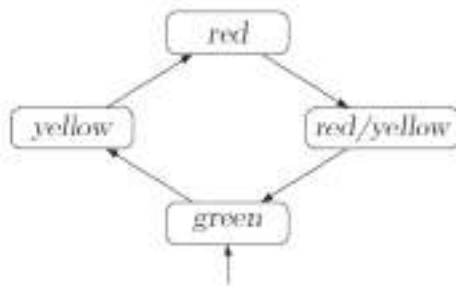
Max Marks: 100

Duration: 3 Hours

PART-A

(Answer All Questions. Each question carries 3 marks)

1. What is model checking? Give the schematic view of the model checking approach.
2. Give the transition system of a beverage vending machine.
3. What is an invariant in Linear Time (LT) properties? Give an example.
4. Give 3 Liveness properties in the Mutual Exclusion problem of processes.
5. Find the product automaton for the following Transition System and Non-Deterministic Finite Automaton (NFA).



6. Differentiate between Deterministic Buchi Automaton and Non-deterministic

Buchi Automaton. Give examples of each.

7. Express the following statements about traffic lights in Linear Temporal Logic (LTL).
 - a. Once red, the light can not become green immediately.
 - b. Once red, the light always becomes green eventually after being yellow for some time.
8. What is Positive Normal Form (PNF) in LTL? Give an example.
9. Write notes on Symbolic Analysis Laboratory (SAL).
10. What is a SAL context? Give an example.

(10x3=30)

Part B

(Answer any one question from each module. Each question carries 14 Marks)

11. (a) Explain in detail the various phases of the model checking process. (7)
 - (b) Explain the strengths and weaknesses of model checking. (7)
- OR**
12. (a) Explain the following terms in association with execution of a transition system. (14)
 - a. Execution Fragment
 - b. Maximal and Initial Execution Fragment
 - c. Execution
 - d. Reachable States
 13. (a) With an example, explain the satisfaction relation for LT properties. (7)
 - (b) What is trace equivalence in Transition Systems? Give an example to show that if two transition systems have the same trace equivalence, they satisfy the same LT properties. (7)

14. (a) Give the transition system for the fault tolerant variant of the dining philosophers problem. (4)

(b) With a suitable example, explain the algorithms to check whether a Transition System satisfies an invariant or not. (10)

15. (a) Give the algorithm for verifying Regular Safety Properties. Explain with an appropriate example. (7)

(b) With a suitable example, explain Regular Safety Properties. (7)

OR

16. (a) Explain ω -Regular Properties. (4)

(b) Illustrate how ω -Regular Properties are verified. (10)

17. (a) Explain the syntax of Linear Temporal Logic (LTL). (7)

(b) Explain the semantics of LTL. (7)

OR

18. (a) With an example, give the difference between *until* and *weak until* in LTL. (4)

(b) With a suitable example, explain automata based LTL model checking. (10)

19. (a) Explain Peterson's protocol. What are the LTL properties to be verified to ensure its correctness? (8)

(b) Write a SAL script for the verification of Peterson's protocol. (6)

OR

20. (a) Show the SAL model corresponding to Bakery protocol. (8)

(b) List any three Linear Time properties of this model and show their LTL specifications. (6)

Teaching plan

Module 1 (Introduction to Model Checking)		8 Hours
1.1	System Verification – Hard- and Software Verification, Model Checking, Characteristics of Model Checking	1 Hour
1.2	Transition Systems – Transition System, Direct Predecessors and Successors,	1 Hour
1.3	Terminal State, Deterministic Transition System,	1 Hour
1.4	Executions - Execution Fragment, Maximal and Initial Execution Fragment	1 Hour
1.5	Execution, Reachable States	1 Hour
1.6	Modeling Hardware and Software Systems - Sequential Hardware Circuits	1 Hours
1.7	Data Dependent Systems (Lecture 1)	1 Hour
1.8	Data Dependent Systems (Lecture 2)	1 Hour
Module 2 (Linear Time Properties)		10 Hours
2.1	Linear-Time (LT) Properties - Deadlock	1 Hour
2.2	Linear-Time Behavior - Paths and State Graph, Path Fragment	1 Hour
2.3	Maximal and Initial Path Fragment, Path	
2.4	Traces - Trace and Trace Fragment	1 Hour
2.5	LT Property, Satisfaction Relation for LT Properties, Trace Equivalence and LT Properties	1 Hour
2.6	Invariants	1 Hour
2.7	Safety Properties, Trace Equivalence and Safety properties	1 Hour
2.8	Liveness Property, Safety vs. Liveness Properties	1 Hour
2.9	Fairness, Unconditional, Weak and Strong Fairness	1 Hour
2.10	Fairness Strategies, Fairness and Safety	1 Hour
Module 3 (Regular Properties)		8 Hours
3.1	Regular Properties - Model Checking Regular Safety properties - Regular Safety property	1 Hour
3.2	Verifying Regular Safety Properties	1 Hour

3.3	Automata on Infinite Words - ω -Regular Languages and Properties	1 Hour
3.4	Nondeterministic Buchi Automata (NBA), Deterministic Buchi Automata (DBA), Generalised Buchi Automata	1 Hour
3.5	Model Checking ω -Regular Properties - Persistence Properties and Product - Lecture 1	1 Hour
3.6	Persistence Properties and Product - Lecture 2	1 Hour
3.7	Nested Depth-First Search (Lecture 1)	1 Hour
3.8	Nested Depth-First Search (Lecture 2)	1 Hour
Module 4 (Linear Time Logic)		9 Hours
4.1	Linear Temporal Logic – Linear Temporal Logic (LTL) - Syntax	1 Hour
4.2	Semantics - Lecture 1	1 Hour
4.3	Semantics - Lecture 2	1 Hour
4.4	Equivalence of LTL Formulae, Weak Until	1 Hour
4.5	Release and Positive Normal Form	1 Hour
4.6	Fairness, Safety and Liveness in LTL	1 Hour
4.7	Automata Based LTL Model Checking - Lecture 1	1 Hour
4.8	Automata Based LTL Model Checking - Lecture 2	1 Hour
4.9	Automata Based LTL Model Checking - Lecture 3	1 Hour
Module 5 (Model Checking in SAL)		10 Hours
5.1	Introduction - Introduction to the tool Symbolic Analysis Laboratory (SAL).	1 Hour
5.2	The Language of SAL - The expression language, The transition Language	1 Hour
5.3	The module language, SAL Contexts.	1 Hour
5.4	SAL Examples - Mutual Exclusion	1 Hour
5.5	Peterson's Protocol	1 Hour
5.6	Synchronous Bus Arbiter	1 Hour
5.7	Bounded Bakery protocol,	1 Hour
5.8	Bakery Protocol	1 Hour

5.9	Simpson's Protocol	1 Hour
5.10	Stack	1 Hour

